


# INTERNATIONAL HOP GROWERS' CONVENTION



ECONOMIC COMMISSION - SUMMARY REPORTS

MODENA, ITALY  
MAY, 2026



# International Hop Growers' Convention

## IHGC - Economic Commission Summary Reports

Modena, Italy - May 22, 2026

Country	Hop Acreage 2025 (Hectares, Ha)					Hop Production 2025 (in MT = 1.000 kg)				Alpha acid Prod. MT	Hop Acreage 2026 (Hectares, Ha) estimations					Hop Production 2026 (in MT = 1.000 kg) estimations				Alpha acid Prod. MT
	Aroma	Alpha	Hop area'	New	Total	Aroma	Alpha	Total	Aroma		Alpha	Hop area'	New	Total	Aroma	Alpha	Total	MT		
Argentina	131	47	178	0	<b>178</b>	280	100	<b>380</b>	<b>33</b>	131	47	178	0	<b>178</b>	260	90	<b>350</b>	<b>30</b>		
Australia**	500	80	580	0	<b>580</b>	1 300	200	<b>1 500</b>	<b>245</b>	450	60	510	0	<b>510</b>	1 100	150	<b>1 250</b>	<b>240</b>		
Austria	212	56	268	2	<b>270</b>	369	108	<b>477</b>	<b>46</b>	214	55	269	2	<b>271</b>	340	88	<b>428</b>	<b>33</b>		
Belgium	121	46	167	0	<b>167</b>	154	92	<b>246</b>	<b>22</b>	112	49	161	0	<b>161</b>	140	95	<b>235</b>	<b>21</b>		
Brasil <sup>°</sup>	25	25	50	3	53	77	103	180	16	25	25	50	3	53	77	103	180	16		
Bulgaria	23	19	42	0	<b>42</b>	34	24	<b>58</b>	<b>6</b>	7	2	9	0	<b>9</b>	15	5	<b>20</b>	<b>2</b>		
Canada <sup>°</sup>	200	150	350	0	350	325	200	525	53	200	150	350	0	350	325	200	525	53		
China <sup>°</sup>	300	2 400	2 700	0	2 700	700	5 800	6 500	470	300	2 400	2 700	0	2 700	700	5 800	6 500	470		
Czech Republic	4 503	83	4 586	226	<b>4 812</b>	6 774	135	<b>6 909</b>	<b>290</b>	4 441	76	4 517	269	<b>4 786</b>	6 160	140	<b>6 300</b>	<b>270</b>		
France*	523	71	594	14	<b>750</b>	737	117	<b>854</b>	<b>54</b>	460	77	537	15	<b>700</b>	717	114	<b>831</b>	<b>48</b>		
Germany	8 248	10 111	18 359	603	<b>18 962</b>	15 629	27 512	<b>43 141</b>	<b>5 238</b>	7 390	9 950	17 340	310	<b>17 650</b>	13 900	26 500	<b>40 400</b>	<b>5 000</b>		
Great Britain	384	94	478	0	<b>478</b>	514	137	<b>651</b>	<b>49</b>	400	97	497	0	<b>497</b>	536	142	<b>678</b>	<b>51</b>		
Italy	21	6	27	0	<b>27</b>	28	4	<b>32</b>	<b>2</b>	27	8	32	7	<b>35</b>	33	6	<b>39</b>	<b>2</b>		
Japan <sup>°</sup>	39	39	78	0	78	60	100	160	15	39	39	78	0	78	60	100	160	15		
New Zealand <sup>°</sup>	1 000	400	1 400	0	1 400	1 400	630	2 030	204	1 000	400	1 400	0	1 400	1 400	630	2 030	204		
Poland	729	787	1 516	60	<b>1 576</b>	1 210	1 438	<b>2 648</b>	<b>248</b>	772	804	1 576	30	<b>1 606</b>	1 250	1 450	<b>2 700</b>	<b>249</b>		
Romania <sup>°</sup>	73	207	280	0	280	40	160	200	14	73	207	280	0	280	40	160	200	14		
Russia <sup>°</sup>	265	90	355	30	385	320	115	435	39	265	90	355	30	385	320	115	435	39		
Serbia	12	0	12	0	<b>12</b>	24	0	<b>24</b>	<b>2</b>	12	0	12	0	<b>12</b>	24	0	<b>24</b>	<b>2</b>		
Slovakia	38	0	38	0	<b>38</b>	38	0	<b>24</b>	<b>3</b>	38	0	38	0	<b>38</b>	38	0	<b>40</b>	<b>4</b>		
Slovenia	1 481	30	1 511	92	<b>1 603</b>	2 300	45	<b>2 345</b>	<b>135</b>	1 311	30	1 341	110	<b>1 451</b>	2 100	50	<b>2 150</b>	<b>118</b>		
South Africa <sup>°</sup>	87	317	404	11	404	137	545	682	87	87	317	404	11	404	137	545	682	87		
Spain	9	465	474	31	<b>505</b>	12	850	<b>861</b>	<b>99</b>	15	382	397	63	<b>460</b>	15	780	<b>795</b>	<b>95</b>		
Ukraine <sup>°</sup>	100	50	150	0	150	100	58	158	8	100	50	150	0	150	100	58	158	8		
USA	12 655	4 202	16 857	0	<b>16 857</b>	25 167	12 546	<b>37 713</b>	<b>4 714</b>	12 655	4 202	16 857	0	<b>16 857</b>	25 167	12 546	<b>37 713</b>	<b>4 714</b>		
<b>IHGC</b>	<b>31 679</b>	<b>19 775</b>	<b>51 454</b>	<b>1 072</b>	<b>52 657</b>	<b>57 729</b>	<b>51 019</b>	<b>108 733</b>	<b>12 092</b>	<b>30 524</b>	<b>19 517</b>	<b>50 038</b>	<b>850</b>	<b>51 021</b>	<b>54 954</b>	<b>49 867</b>	<b>104 823</b>	<b>11 785</b>		

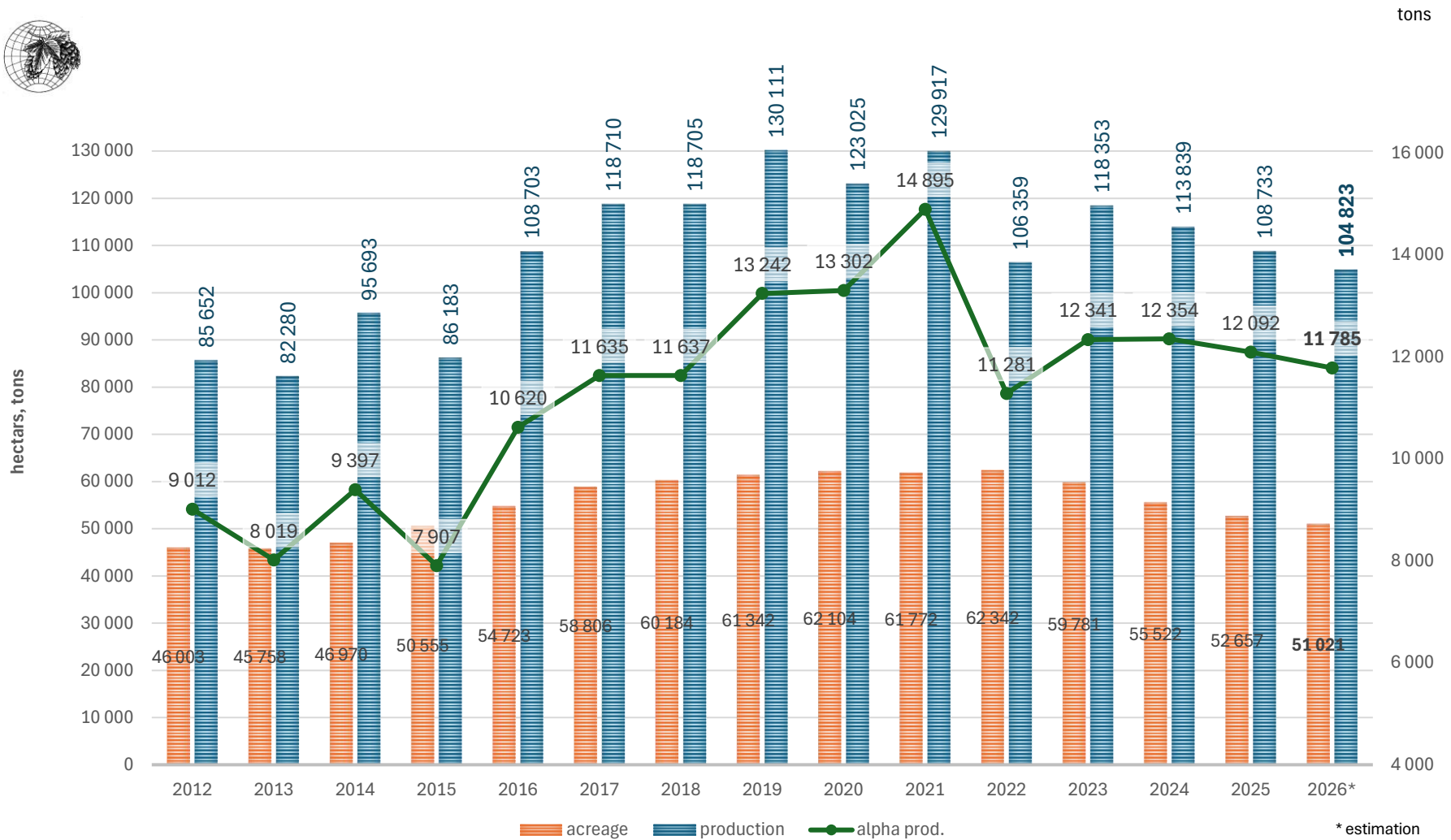
<sup>°</sup> Since no country updates were available, figures from November 2025 were used.

' Acreage without new hop areas

\* Incl. hop areas outside of the AGPH

\*\* IHGC estimation for 2026 crop

Difference $\Sigma$ 2026-2025	-1 155	-258	-1 416	-222	<b>-1 636</b>	-2 775	-1 152	<b>-3 910</b>	<b>-307</b>
Difference $\Sigma$ 2026-2021	-10 099	-317	-10 428	-792	-10 751	-23 296	-1 879	-25 094	-3 111
Difference $\Sigma$ 2026-2016	-5 751	2 994	-2 759	-4 230	-3 702	-12 083	8 202	-3 880	1 165





# International Hop Growers' Convention

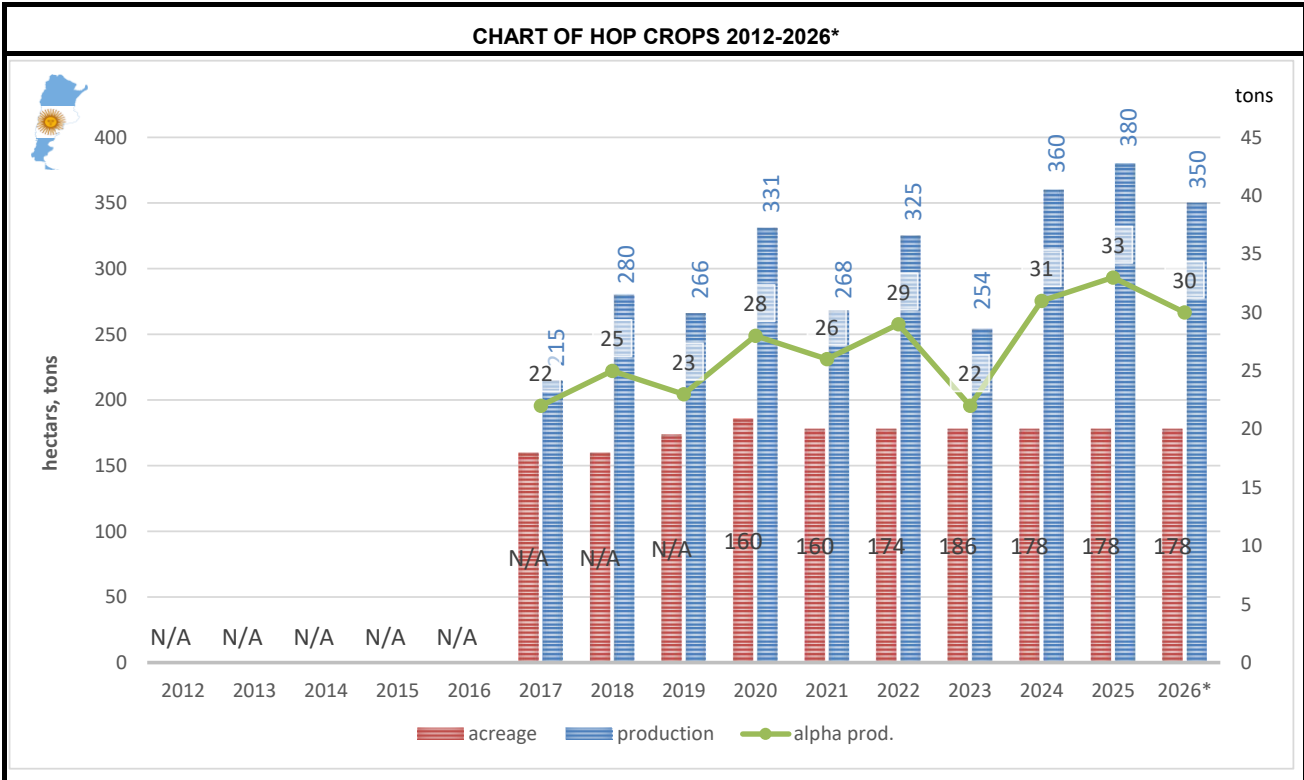
IHGC-Economic Commission: May, 2026 - Modena, Italy

Country: <b>Argentina</b>
------------------------------

Contract	Year N	Year N+1	Year N+2	Year N+3	Year N+4	Year N+5
Situation	2026	2027	2028	2029	2030	2031
Metric tons						
% Crop / Year N						

Unsold Hops (MT) : Crop Year (N-1)	2025	Aroma	Alpha	Total
= Unsold Hops				
% unsold Hops				

Hop Prices Euro / Kg	Year (N-2) 2024	Year (N-1) 2025	Year (N) 2026	% Diff. N vs. (N-1)	Kind of Price
<b>Spot Prices</b>					Notes: Big breweries denied to draft long term contracts. Only yearly purchases are made with no promise to continue buying. Spot prices went down significantly.
Aroma Hops				USD 20	
Alpha Hops				USD 20	
Average Price					
<b>Contract Prices</b>					
Aroma Hops				USD16/kg brut	
Alpha Hops					
Average Price					
<b>Average Prices</b>					
Aroma Hops					
Alpha Hops					
<b>AVERAGE</b>					



**COMMENTS ON HOP PRODUCTION AND MARKET SITUATION / ORGANIC HOPS**

**General notes:**

Market situation is quite unstable. Both domestic and global economic situation and beer output is severely affecting the industry. Varieties such as Bullion are being taken out of the ground and switched for others with more yield and demand, since demand has shifted after the pandemic. Many small and medium breweries are now out of business. All figures are estimates but no significant change in acreage. Also 2026 harvest was not as good as expected but within average to below average yields.

	2025	Year N 2026
Organic-Hop Area (Ha)		
Organic-Product. (MT)		

Main hop varieties in organic production

Country, Date:  
El Bolson, Argentina, Mai 2026

Member Organization(s):  
**Andrés Leibrecht - Lúpulos Patagónicos**

# International Hop Growers' Convention

IHGC-Economic Commission: May 2026 - Modena, Italy

Weather Report



Country:  
**Argentina**

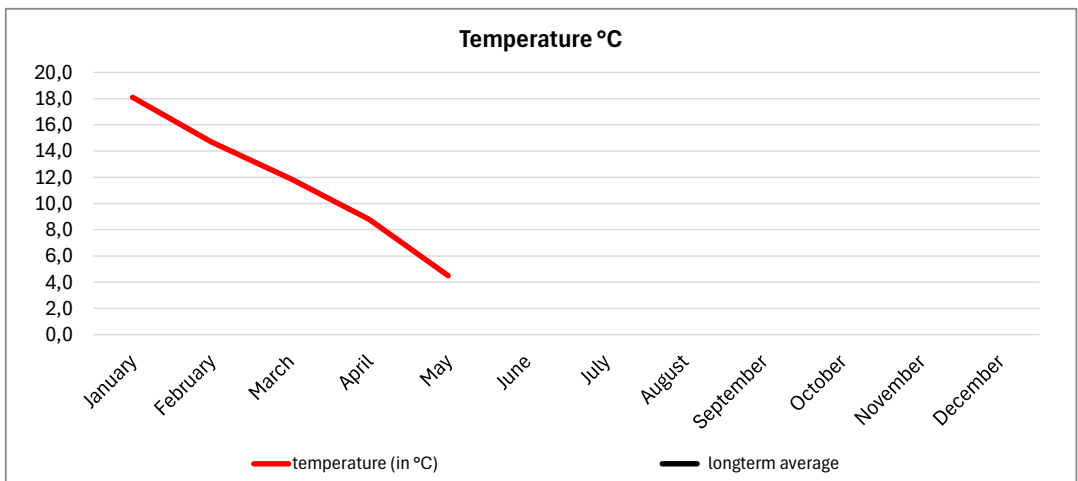
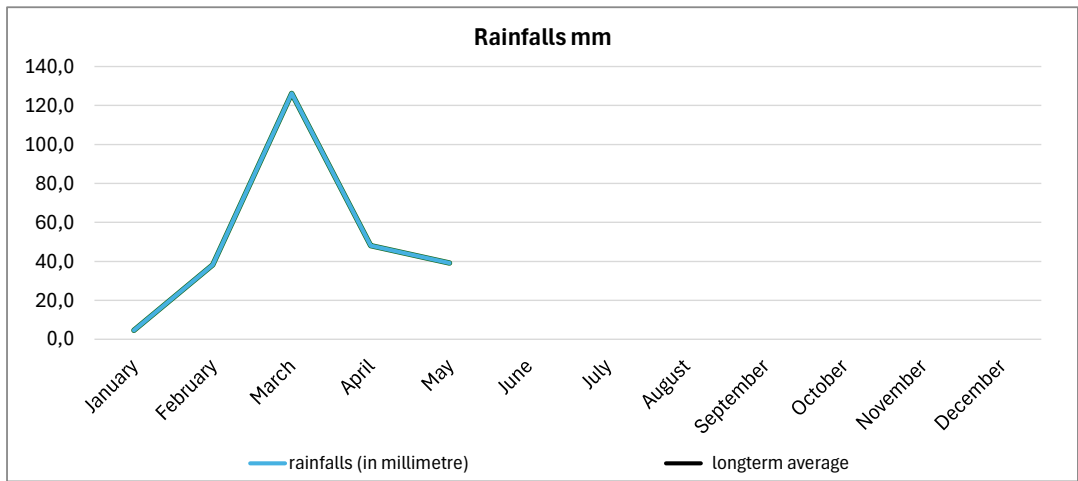
period*	January	February	March	April	May	June	July	August	September	October	November	December	TOTAL
<b>rainfalls (in millimetre)</b>	<b>4,6</b>	<b>38,2</b>	<b>126,2</b>	<b>48,0</b>	<b>39,2</b>								<b>256,2</b>
longterm average													
<b>temperature (in °C)</b>	<b>18,1</b>	<b>14,7</b>	<b>11,9</b>	<b>8,8</b>	<b>4,5</b>								<b>11,6</b>
longterm average													

\* please specify - 10, 30 years, ...

Note:

Weather station:

Lúpulos Patagónicos (El Bolsón, Río Negro)



Country, Date:  
May 18, 2026

Member Organization(s):  
**Ing. Andrés Leibrecht**

# International Hop Growers' Convention

IHGC-Economic Commission: May 2026 - Modena, Italy

Country: <b>Argentina</b>
------------------------------

**NOTES:**



# International Hop Growers' Convention

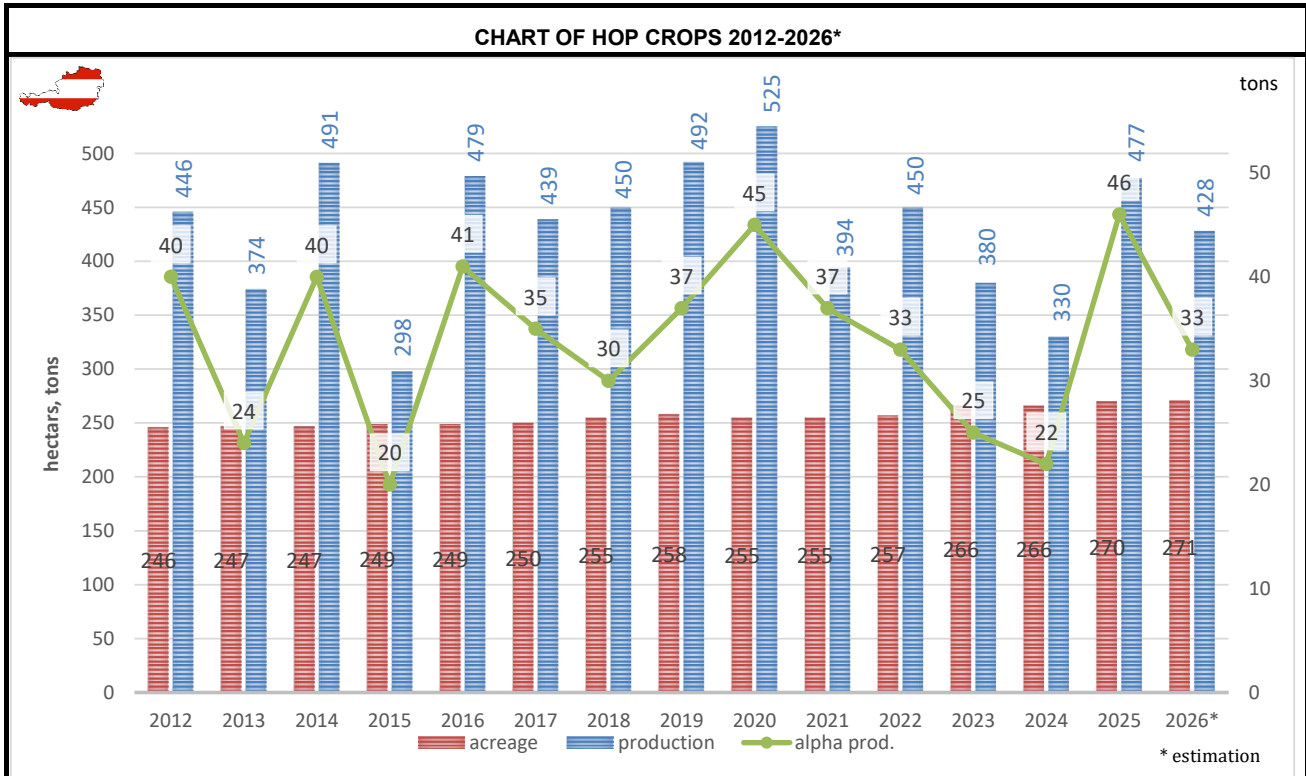
IHGC-Economic Commission: May 2026 - Modena, Italy

Country:  
**Austria**

Contract	Year N	Year N+1	Year N+2	Year N+3	Year N+4	Year N+5
Situation	2026	2027	2028	2029	2030	2031
Metric tons	450	350	340	225	50	0
% Crop / Year N	92	80	76	50	11	0

Unsold Hops (MT) : Crop Year (N-1)	2025	Aroma	Alpha	Total
= Unsold Hops		3	1	4
% unsold Hops				

Hop Prices Euro / Kg	Year (N-2) 2024	Year (N-1) 2025	Year (N) 2026	% Diff. N vs. (N-1)	Kind of Price
<b>Spot Prices</b>					
Aroma Hops					
Alpha Hops					
Average Price					
<b>Contract Prices</b>					
Aroma Hops	9,1	9,3	9,4		
Alpha Hops	8,9	8,7	8,6		
Average Price					
<b>Average Prices</b>					
Aroma Hops					
Alpha Hops					
<b>AVERAGE</b>					



**COMMENTS ON HOP PRODUCTION AND MARKET SITUATION / ORGANIC HOPS**

	2025	Year N 2026
Organic-Hop Area (Ha)	32,5	33,5
Organic-Product. (MT)	53,0	42,0

**Main hop varieties in organic production**  
Tradition, Spalter Select, Aurora, Cascade, Perle

Country, Date:  
Austria, 15.5.2026

Member Organization(s):  
**Austrian Hop Growers Cooperative**

# International Hop Growers' Convention

IHGC-Economic Commission: May 2026 - Modena, Italy

Weather Report



Country:  
**Austria**

period*	January	February	March	April	May	June	July	August	September	October	November	December	TOTAL	
<b>rainfalls (in millimetre)</b>	<b>7,4</b>	<b>33,2</b>	<b>11,8</b>	<b>14,2</b>	<b>45,0</b>								<b>111,6</b>	
longterm average	30	77,8	46,7	55,9	40,0	103,8	111,2	104,2	92,1	62,1	58,0	44,3	58,2	854,3
<b>temperature (in °C)</b>		<b>-3,4</b>	<b>1,7</b>	<b>5,5</b>	<b>8,5</b>	<b>11,9</b>							<b>4,8</b>	
longterm average	30	-1,1	0,4	4,2	8,9	13,5	17,4	18,9	18,6	13,9	9,3	4,0	1,0	9,1

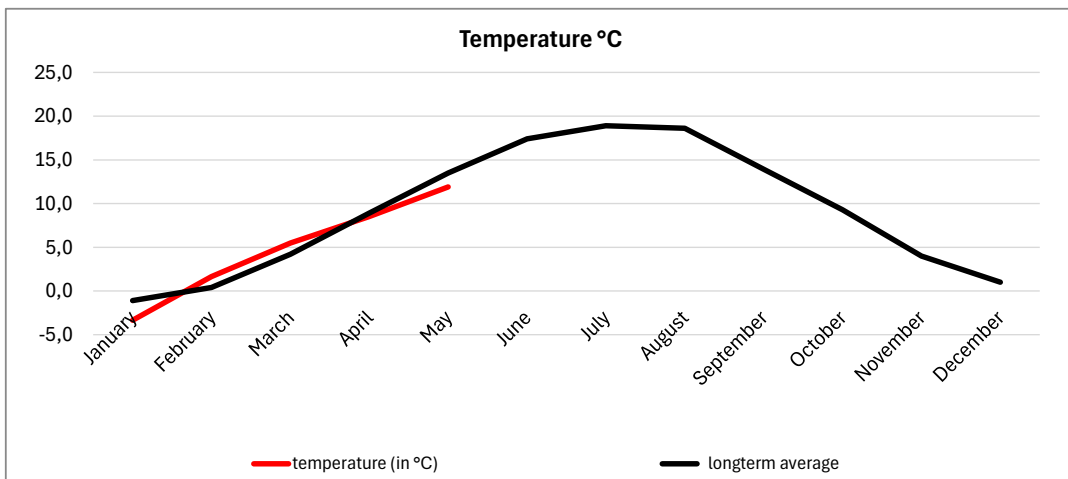
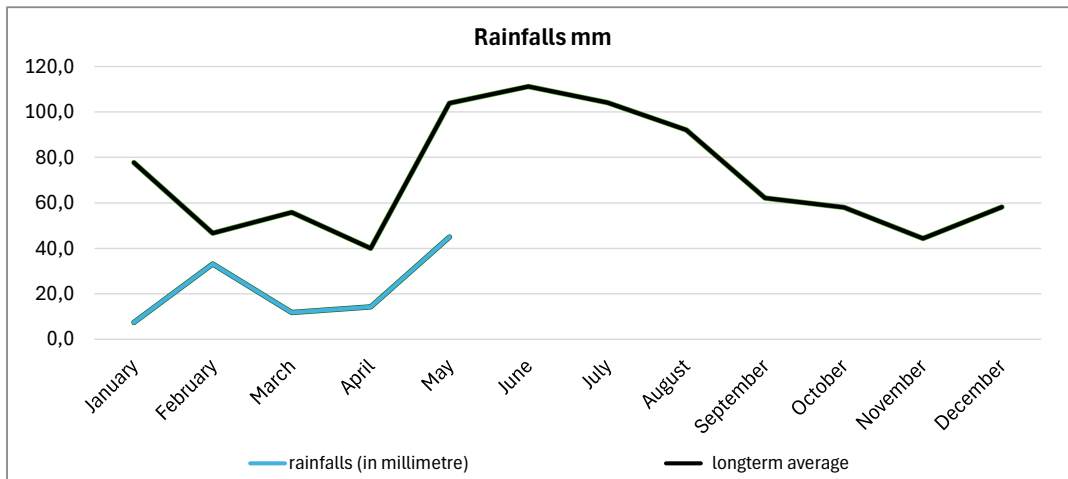
\* please specify - 10, 30 years, ...

Note:

1994-2023

Weather station:

Rohrbach



Country, Date:

Austria, 15.05.2026

Member Organization(s):

Austrian Hop Growers Cooperative

# International Hop Growers' Convention

IHGC-Economic Commission: May 2026 - Modena, Italy

Country: <b>Austria</b>
----------------------------

**NOTES:**



# International Hop Growers' Convention

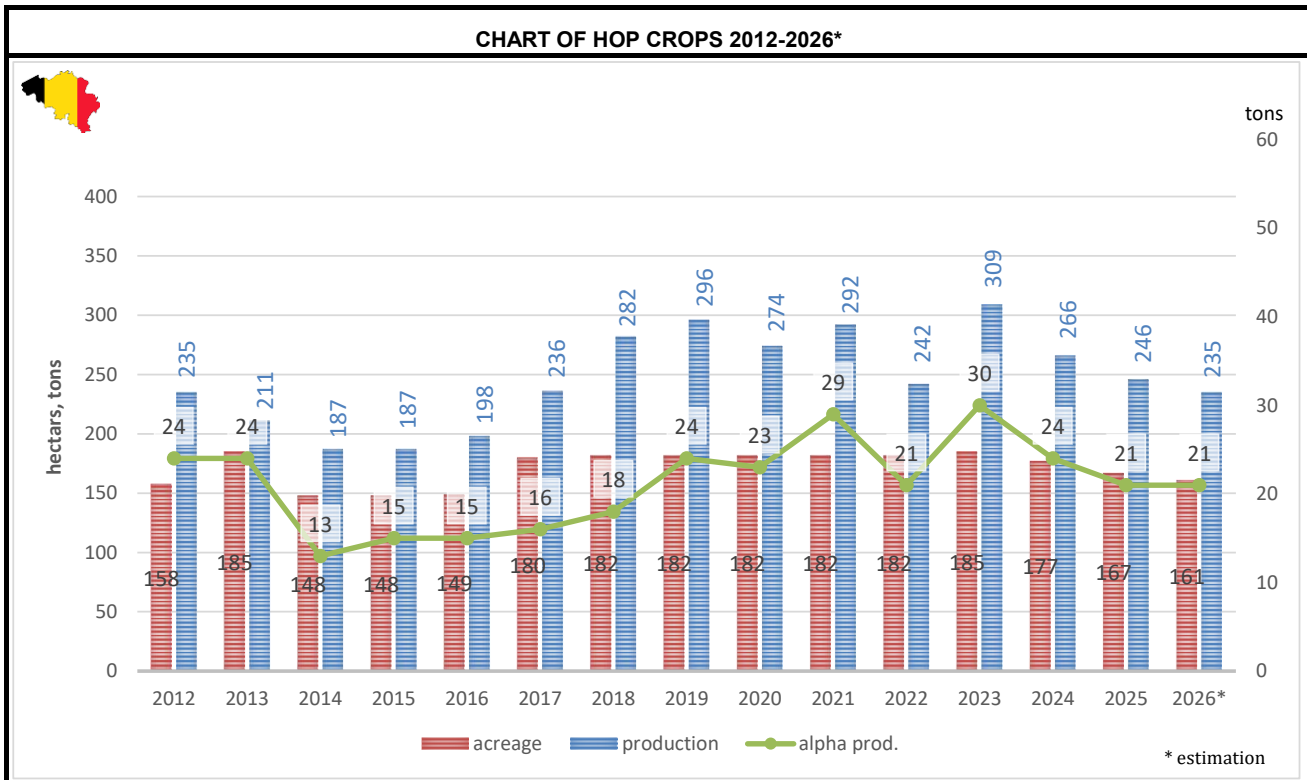
IHGC-Economic Commission: May 2026 - Modena, Italy

Country: <b>Belgium</b>
----------------------------

Contract	Year N	Year N+1	Year N+2	Year N+3	Year N+4	Year N+5
Situation	2026	2027	2028	2029	2030	2031
Metric tons						
% Crop / Year N						

Unsold Hops (MT) : Crop Year (N-1)	2025	Aroma	Alpha	Total
= Unsold Hops				
% unsold Hops				

Hop Prices Euro / Kg	Year (N-2) 2024	Year (N-1) 2025	Year (N) 2026	% Diff. N vs. (N-1)	Kind of Price
<b>Spot Prices</b>					
Aroma Hops					
Alpha Hops					
Average Price					
<b>Contract Prices</b>					
Aroma Hops					
Alpha Hops					
Average Price					
<b>Average Prices</b>					
Aroma Hops					
Alpha Hops					
<b>AVERAGE</b>					



**COMMENTS ON HOP PRODUCTION AND MARKET SITUATION / ORGANIC HOPS**

	Year N-1	Year N 2026
Organic-Hop Area (Ha)	15,0	18,6
Organic-Product. (MT)	15,1	14,0

**Main hop varieties in organic production**

Golding	Cascade	Magnum
Pilgrim	Challenger	Target

Country, Date:  
Belgium, 18/05/2026

Member Organization(s):  
**vzw Hop**

# International Hop Growers' Convention

IHGC-Economic Commission: May 2026 - Modena, Italy

Weather Report



Country:  
**Belgium**

period*	January	February	March	April	May	June	July	August	September	October	November	December	TOTAL	
<b>rainfalls (in millimetre)</b>	<b>92,2</b>	<b>97,1</b>	<b>26,6</b>	<b>13,5</b>	<b>35,1</b>								<b>264,5</b>	
longterm average	30	63,1	57,8	53,8	43,1	59,2	58,7	69,5	76,5	71,9	73,9	91,5	86,7	805,7
<b>temperature (in °C)</b>	<b>3,6</b>	<b>7,6</b>	<b>8,9</b>	<b>13,4</b>	<b>12,7</b>								<b>9,2</b>	
longterm average	30	4,2	4,7	7,1	10,0	13,4	16,2	18,3	18,2	15,2	11,6	7,7	4,8	11,0

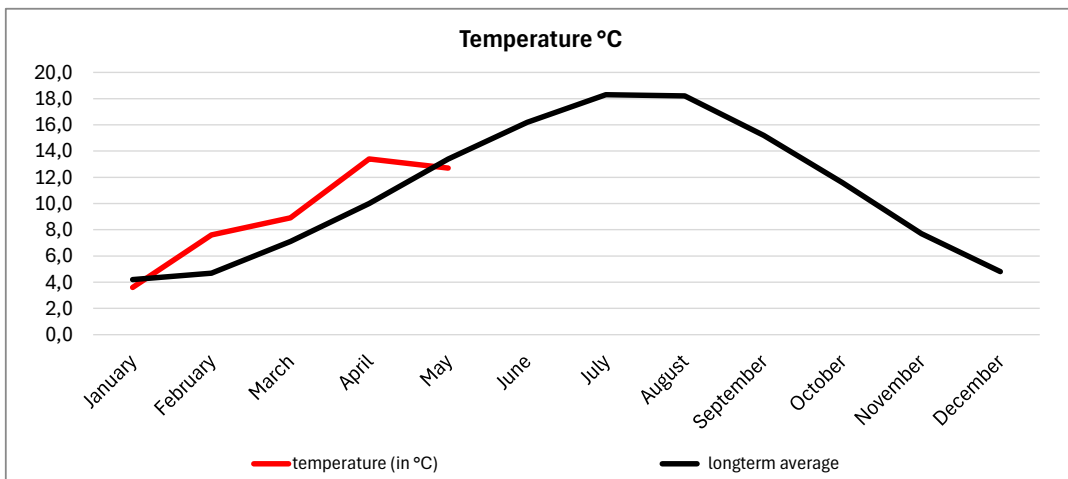
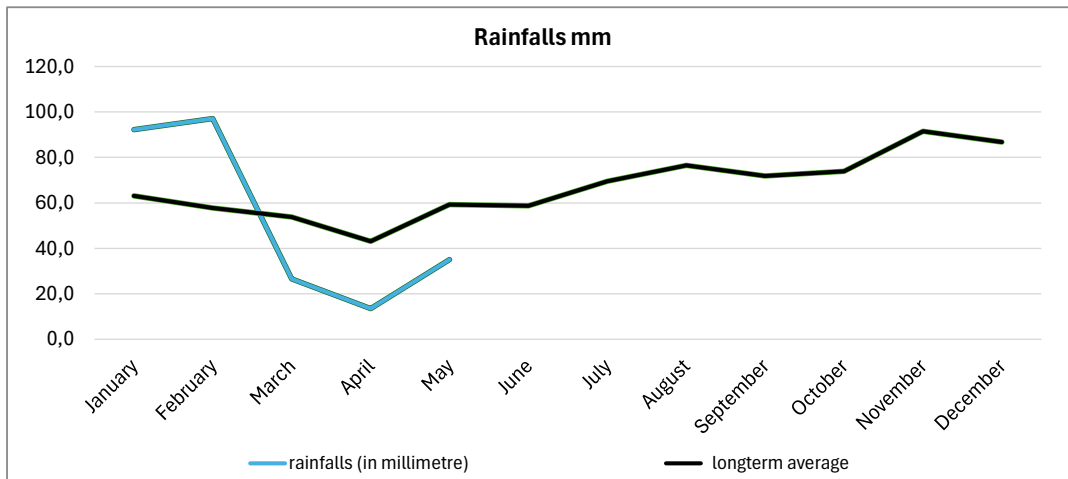
\* please specify - 10, 30 years, ...

Note:

1991-2020

Weather station:

Poperinge



Country, Date:  
Belgium, 18/05/2026

Member Organization(s):  
vzw Hop

# International Hop Growers' Convention

IHGC-Economic Commission: May 2026 - Modena, Italy

Country: <b>Belgium</b>
----------------------------

**NOTES:**

# International Hop Growers' Convention

IHGC-Economic Commission: May, 2026 - Modena, Italy

Country:  
**Bulgaria**

Hop Area (Ha = Hectares)	Year N-1 2025	Year N 2026 <i>(estimate)</i>	Difference N - (N-1)	Difference %
Aroma	23	7	-16	-69,0
Alpha	19	2	-17	-89,7
Total	42	9	-33	-78,6

New Hop Area (Ha)	Year N-1 2025	Year N 2026 <i>(estimate)</i>
Aroma		
Alpha		
Total		

TOTAL Hop Area (Ha)	Year N-1 2025	Year N 2026 <i>(estimate)</i>	Difference N - (N-1)	Difference %
Aroma	23	7	-16	-69,0
Alpha	19	2	-17	-89,7
Total	42	9	-33	-78,6

Production MT=Metric Tons	Year N-1 2025	Year N 2026 <i>(estimate)</i>	Difference N - (N-1)	Difference %
Aroma	34	15	-19	-55,9
Alpha	24	5	-19	-79,2
Total	58	20	-38	-65,5

Yield MT/Ha	Year N-1 2025	Year N 2026 <i>(estimate)</i>	Difference %
Aroma	1,50	2,14	42,4
Alpha	1,24	2,50	101,7
Total	1,38	2,22	60,8

Alpha Prod. Metric Tons	Year N-1 Metric Tons	2025 Av. Contents %	Year N Metric Tons <i>(estimate)</i>	2026 Av. Contents %	Difference Metric Tons	N-(N-1) %
Aroma	2,6	7,6	1	8,0	-1,4	-53,6
Alpha	3,1	13,0	1	13,0	-2,5	-79,2
Total	5,7		1,9		-3,9	-67,6

Main Varieties (Ha = Hectares)	Year N-1 Total Acreage	Year N Total Acreage	Difference	Year N-1 Alpha %	Year N Alpha %	Difference N-(N-1)
Aroma						
Cascade	20,6	2	-18,6	7,8	8	
Alpha						
Nugget	4,1	7,0	2,9	13	13	
Magnum	0,7		-0,7			
Eureka	11,7		-11,7			
Bravo	0,5		-0,5			
Apollo	2,1		-2,1			
Sultana	0,4		-0,4			

# International Hop Growers' Convention

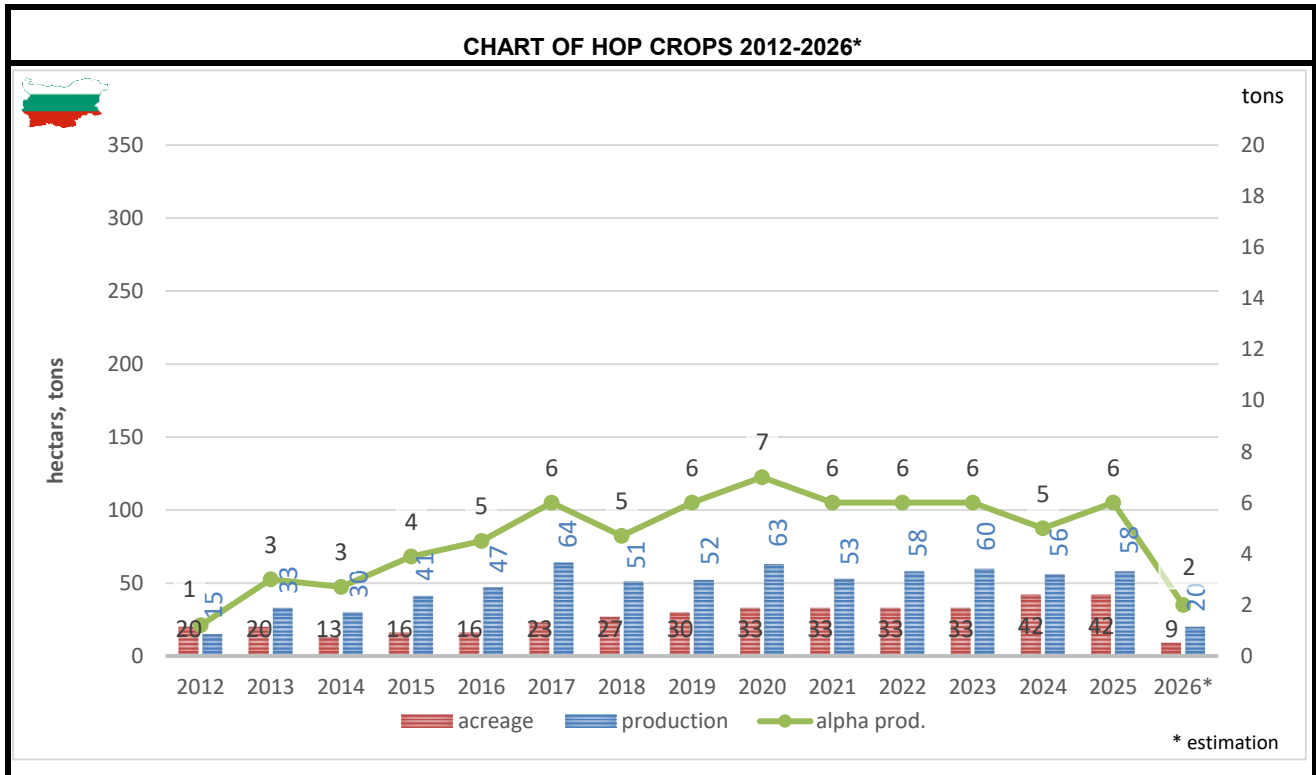
IHGC-Economic Commission: May, 2026 - Modena, Italy

Country:  
**Bulgaria**

Contract	Year N	Year N+1	Year N+2	Year N+3	Year N+4	Year N+5
Situation	2026	2027	2028	2029	2030	2031
Metric tons	20					
% Crop / Year N	100					

Unsold Hops (MT) : Crop Year (N-1)	2025	Aroma	Alpha	Total
= Unsold Hops				
% unsold Hops				

Hop Prices Euro / Kg	Year (N-2) 2024	Year (N-1) 2025	Year (N) 2026	% Diff. N vs. (N-1)	Kind of Price
<b>Spot Prices</b>					
Aroma Hops					
Alpha Hops					
Average Price					
<b>Contract Prices</b>					
Aroma Hops					
Alpha Hops					
Average Price					
<b>Average Prices</b>					
Aroma Hops					
Alpha Hops					
<b>AVERAGE</b>					



**COMMENTS ON HOP PRODUCTION AND MARKET SITUATION / ORGANIC HOPS**

	2025	Year N 2026	Main hop varieties in organic production
Organic-Hop Area (Ha)			
Organic-Product. (MT)			

Country, Date:

Member Organization(s):  
**Assen Ivanov**

# International Hop Growers' Convention

IHGC-Economic Commission: May 2026 - Modena, Italy

Weather Report



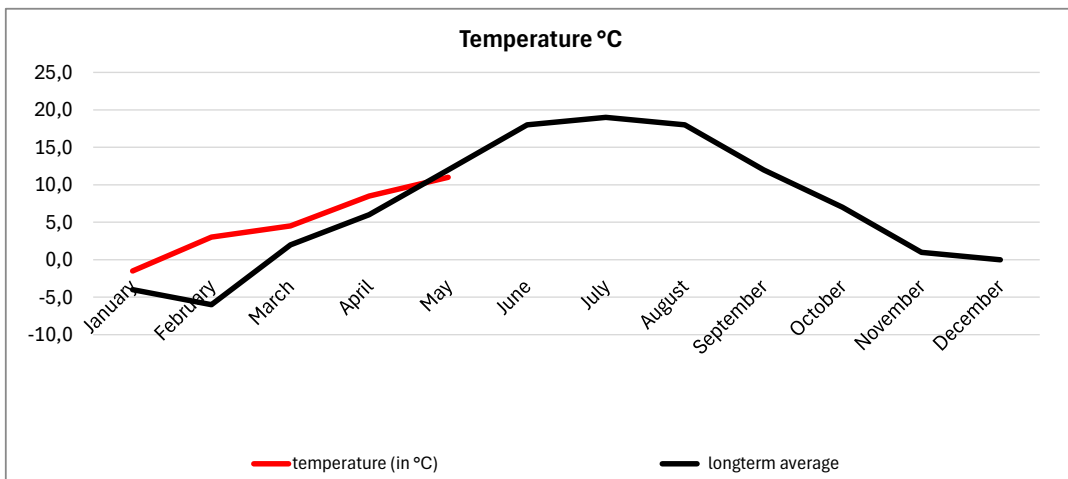
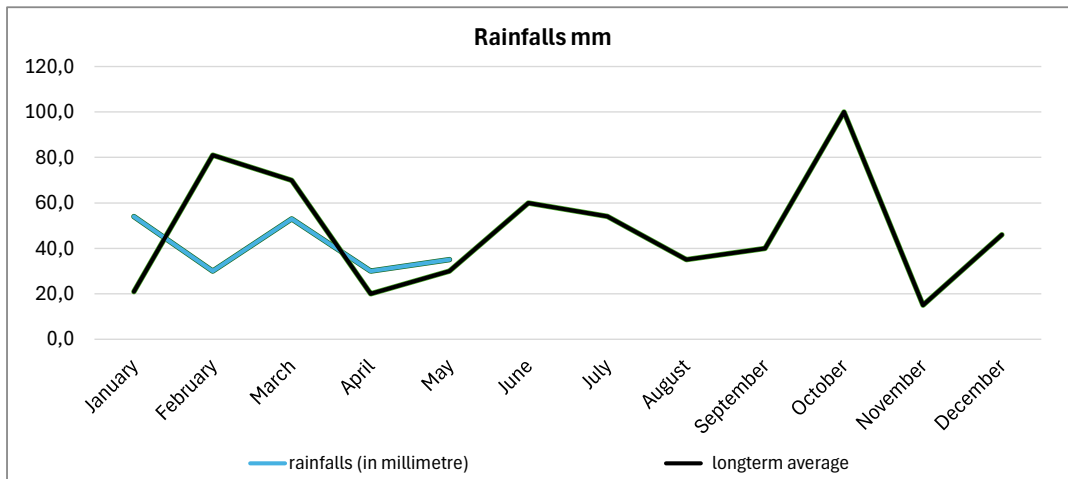
Country:  
**Bulgaria**

period*	January	February	March	April	May	June	July	August	September	October	November	December	TOTAL
<b>rainfalls (in millimetre)</b>	<b>54,0</b>	<b>30,0</b>	<b>53,0</b>	<b>30,0</b>	<b>35,0</b>								<b>202,0</b>
longterm average	21,0	81,0	70,0	20,0	30,0	60,0	54,0	35,0	40,0	100,0	15,0	46,0	572,0
<b>temperature (in °C)</b>													<b>5,1</b>
longterm average	-4,0	-6,0	2,0	6,0	12,0	18,0	19,0	18,0	12,0	7,0	1,0	0,0	7,1

\* please specify - 10, 30 years, ...

Note:

Weather station:



Country, Date:

Member Organization(s):

# International Hop Growers' Convention

IHGC-Economic Commission: May 2026 - Modena, Italy

Country: <b>Bulgaria</b>
-----------------------------

**NOTES:**



# International Hop Growers' Convention

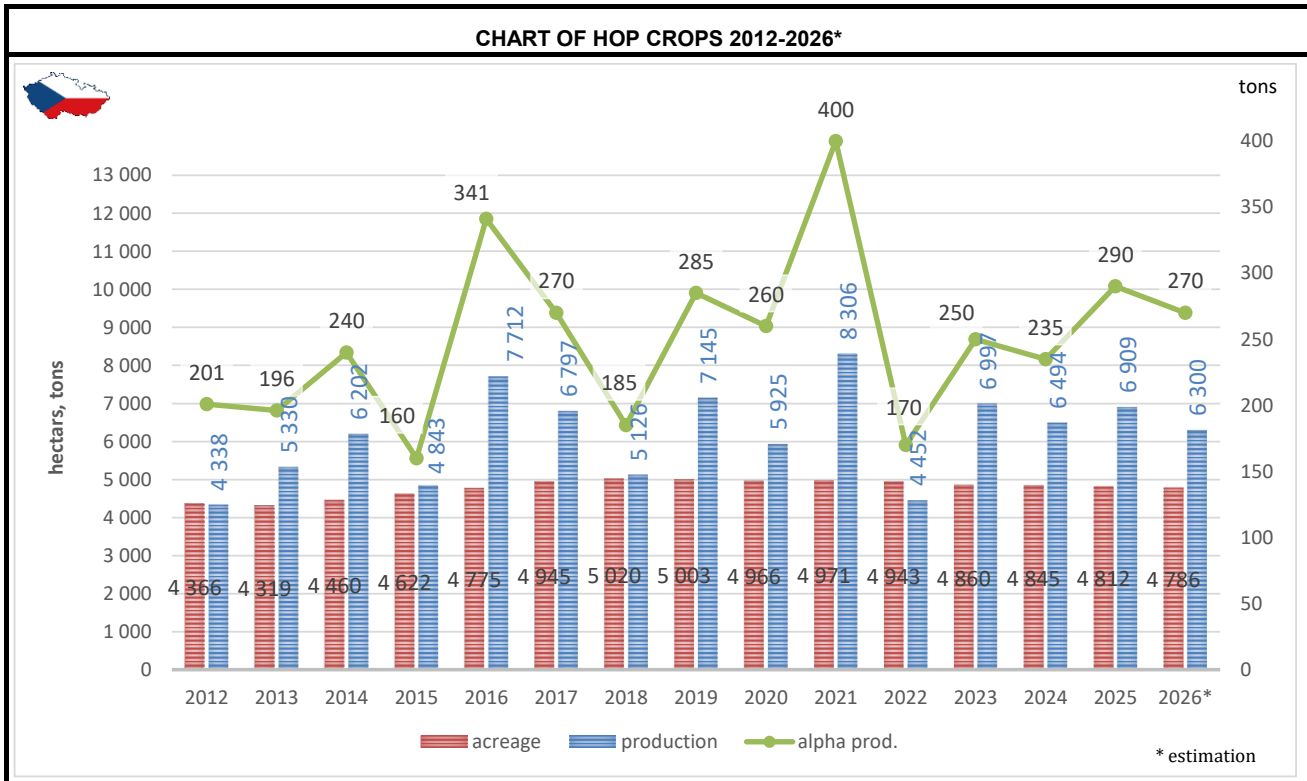
IHGC-Economic Commission: May 2026 - Modena, Italy

Country:  
**Czech Republic**

Contract	Year N	Year N+1	Year N+2	Year N+3	Year N+4	Year N+5
Situation	2026	2027	2028	2029	2030	2031
Metric tons						
% Crop / Year N	100	98	85	70	55	45

Unsold Hops (MT) : Crop Year (N-1)	2025	Aroma	Alpha	Total
= Unsold Hops				
% unsold Hops				0

Hop Prices Euro / Kg	Year (N-2) 2024	Year (N-1) 2025	Year (N) 2026	% Diff. N vs. (N-1)	Kind of Price
<b>Spot Prices</b>					
Aroma Hops					
Alpha Hops					
Average Price					
<b>Contract Prices</b>					
Aroma Hops	10,2	10,8			farmer price
Alpha Hops	7,6	7,6			farmer price
Average Price					
<b>Average Prices</b>					
Aroma Hops					
Alpha Hops					
<b>AVERAGE</b>					



**COMMENTS ON HOP PRODUCTION AND MARKET SITUATION / ORGANIC HOPS**

	Year N-1	Year N 2026	
O-Hop Area (Ha)	15,6	22,2	+ 3 in a transitional period
O-Production (MT)	15,6	12,0	

Main O-varieties  
Saaz  
Premiant

Country, Date:  
May 15, 2026

Member Organization(s):  
Hop Growers Union of the Czech Rep.

# International Hop Growers' Convention

IHGC-Economic Commission: May 2026 - Modena, Italy

Weather Report



Country:

**Czech Republic**

period*	January	February	March	April	May	June	July	August	September	October	November	December	TOTAL	
<b>rainfalls (in millimetre)</b>	<b>31,7</b>	<b>14,9</b>	<b>7,4</b>	<b>8,5</b>									<b>62,5</b>	
longterm average	30	18,2	15,3	23,1	26,7	51,9	65,4	76,3	71,9	43,6	28,6	26,4	24,4	471,8
<b>temperature (in °C)</b>		<b>-2,7</b>	<b>2,0</b>	<b>4,5</b>	<b>8,7</b>								<b>3,1</b>	
longterm average	30	-0,1	0,8	4,3	9,4	14,0	17,4	19,2	18,4	13,5	8,5	4,1	0,8	9,2

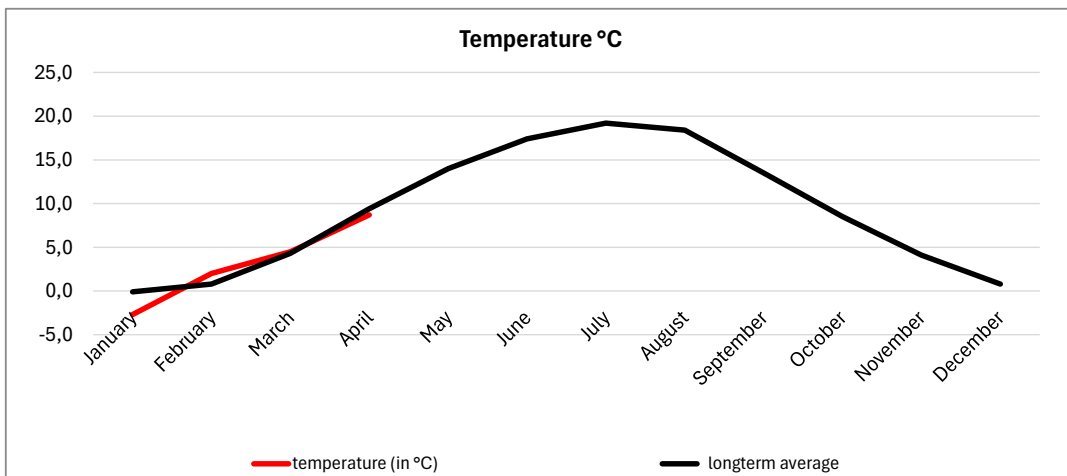
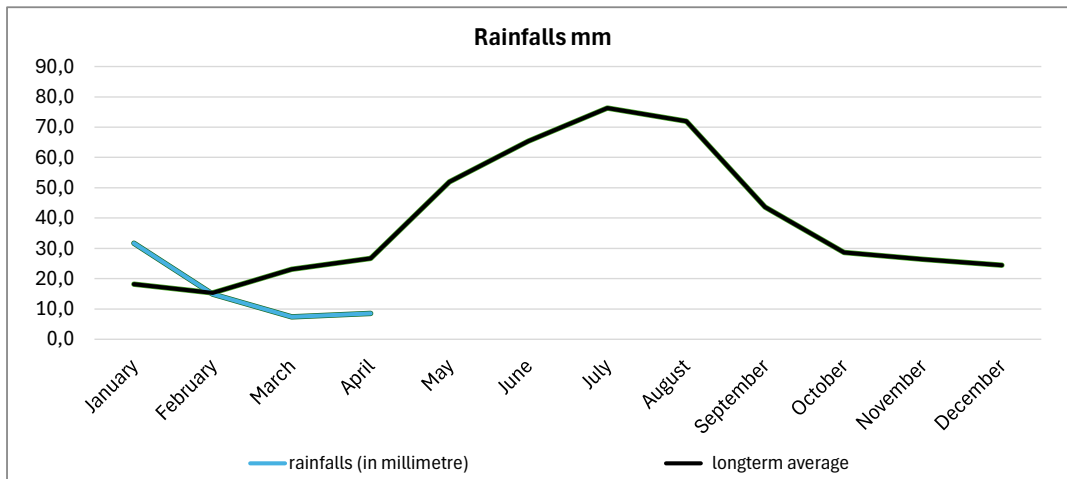
\* please specify - 10, 30 years, ...

Note:

1991-2020

Weather station:

Zatec



Country, Date:  
May 15, 2026

Member Organization(s):  
Hop Growers Union of the Czech Rep.

# International Hop Growers' Convention

IHGC-Economic Commission: May 2026 - Modena, Italy

Country: <b>Czech Republic</b>
-----------------------------------

**NOTES:**

# International Hop Growers' Convention

IHGC-Economic Commission: May 2026 - Modena, Italy

Country:

**France**

Hop Area (Ha = Hectares)	Year N-1 2025	Year N 2026	Difference N - (N-1)	Difference %
Aroma	523	460	-63	-12,1
Alpha	71	77	6	7,9
Total	594	537	-57	-9,7

New Hop Area (Ha)	Year N-1 2025	Year N 2026
Aroma	11	12,3
Alpha	3,2	2,9
Total	14,2	15,2

TOTAL Hop Area (Ha)	Year N-1 2025	Year N 2026	Difference N - (N-1)	Difference %
Aroma	534	472	-62	-11,6
Alpha	74	80	5	7,1
Total	608	552	-56	-9,3

Production MT=Metric Tons	Year N-1 2025	Year N 2026	Difference N - (N-1)	Difference %
Aroma	737	717	-20	-2,7
Alpha	117	114	-3	-2,6
Total	854	831	-23	-2,7

Yield MT/Ha	Year N-1 2025	Year N 2026	Difference %
Aroma	1,38	1,52	10,0
Alpha	1,57	1,43	-9,1
Total	1,40	1,51	7,3

Alpha Prod.	Year N-1	2025	Year N	2026	Difference	N-(N-1)
Metric Tons	Metric Tons	Av. Contents	Metric Tons	Av. Contents	Metric Tons	%
		%	2026	%		
Aroma	42,2	4,8	36,8	5,1	-5,4	-12,9
Alpha	11,9	10,5	11,2	9,8	-0,7	-5,7
Total	54,1		47,9		-6,1	-11,3

Main Varieties (Ha = Hectares)	Year N-1 2025 Acreage	Year N 2026 Acreage	Difference	Year N-1 2025 Alpha %	Year N 2026 Alpha %	Difference N-(N-1) %
<b>Aroma</b>						
Strisselspalt	207,5	202,54	-5,0	2,7		
Aramis	70,1	62,7	-7,4	7,9		
Tradition	1,9	1,9	0,0	6,3		
Triskel	9,4	7,1	-2,3	4,2		
Fuggle	26,3	23,7	-2,6	3,2		
Golding	10,1	10	-0,1	2,3		
Challenger	5,9	5,22	-0,7	5,0		
Barbe-Rouge	23	18,77	-4,2	8,9		
Mistral	17	13	-4,0	7,4		
Cascade	16,7	17	0,3	5,5		
Teorem	1,6	3,6	2,0	6,7		
Elixir	57,1	35,5	-21,6	5,4		
Chinook	6	6,09	0,1	9,8		
Sorachi	3,6	3,85	0,3	9,5		
Wilamette	3	2,5	-0,5	3,1		
<b>Alpha</b>		0				
Columbus	2,8	2,8	0,0	11,7		
Nugget	24,9	26,4	1,5	10,6		
Magnum	9,8	9,5	-0,3	11,3		
Target	8,7	8,74	0,0	11,0		
Brewers Gold	16,2	10	-6,2	6,9		
Northern Brewer	0,2	0,2	0,0	8,5		
Galena	0,9	1	0,1	11,4		
Centanial	1	0	-1,0	9,3		
Autres		2				
R&D	5,1	8,7	3,6	7,2		

# International Hop Growers' Convention

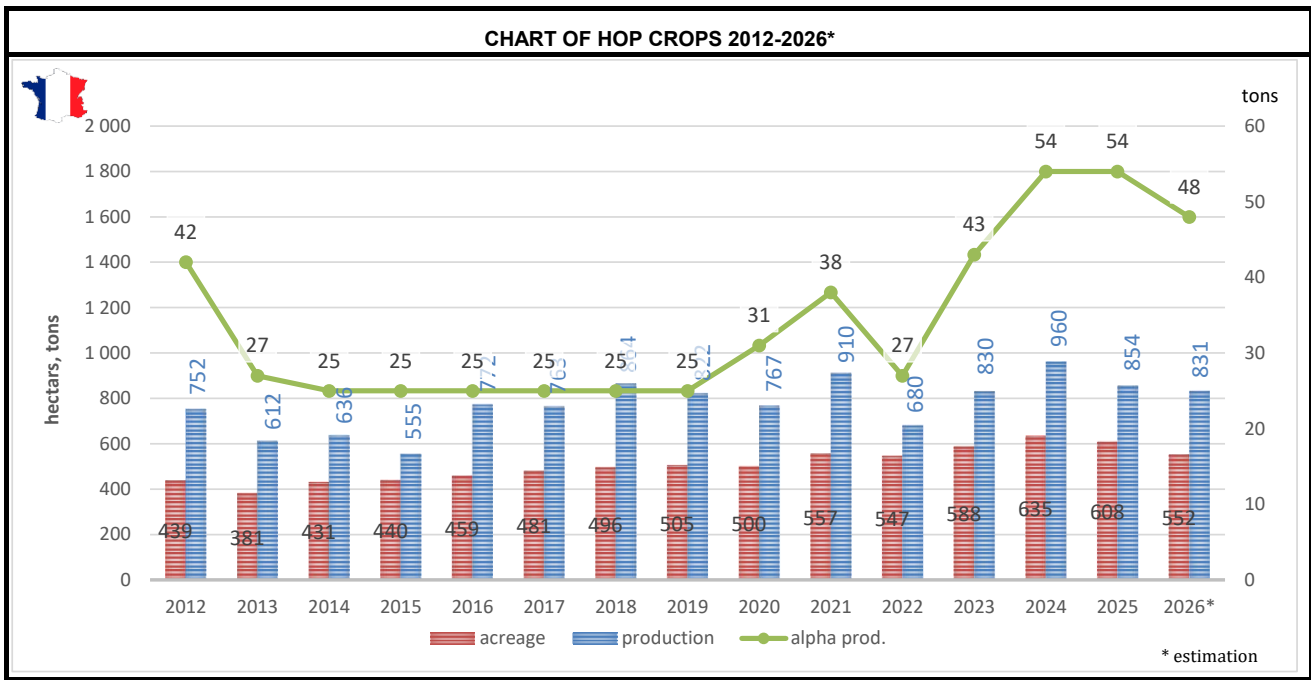
IHGC-Economic Commission: May 2026 - Modena, Italy

Country: <b>France</b>
---------------------------

Contract	Year N	Year N+1	Year N+2	Year N+3	Year N+4	Year N+5
Situation	2026	2027	2028	2029	2030	2031
Metric tons						
% Crop / Year N	60	40	40	20	20	20

Unsold Hops (MT) : Crop Year (N-1)	2025	Aroma	Alpha	Total
= Unsold Hops		100	0	100
% unsold Hops				11,7

Hop Prices Euro / Kg	Year (N-2) 2024	Year (N-1) 2025	Year (N) 2026	% Diff. N vs. (N-1)	Kind of Price
<b>Spot Prices</b>					
Aroma Hops					
Alpha Hops					
Average Price					
<b>Contract Prices</b>					
Aroma Hops					
Alpha Hops					
Average Price					
<b>Average Prices</b>					
Aroma Hops					
Alpha Hops					
<b>AVERAGE</b>		6,00-8,00 €/kg	5,00-16,00€/kg		



## COMMENTS ON HOP PRODUCTION AND MARKET SITUATION / ORGANIC HOPS

Information area coming from France Agrimer - april 2026

Estimations undeclared area : approx 130ha, mainly Organic --> **Global area in France : 700ha approx**

Organic hop market under pressure

Spot Conventional hops with prices 3€/kg !!

90% of the new areas in France are Organic . Historic regions stabilised there production

Declared ha	85,8	2026
Not declared ha (est.)	140	2026

New production regions have higher prices (25/30/40€/t)

Prices expectations to be lower due to the complicated market

O Hop used as conventionnel ?

	2025	2026
O-Hop Area (Ha)	300	226
O-Production (MT)	240	190

Main O-varieties

Strisselspalt, Aramis

Foreign variétés

Country, Date: 1.00

Member Organization(s):  
AGPH

# International Hop Growers' Convention

IHGC-Economic Commission: May 2026 - Modena, Italy

Weather Report



Country:  
**France**

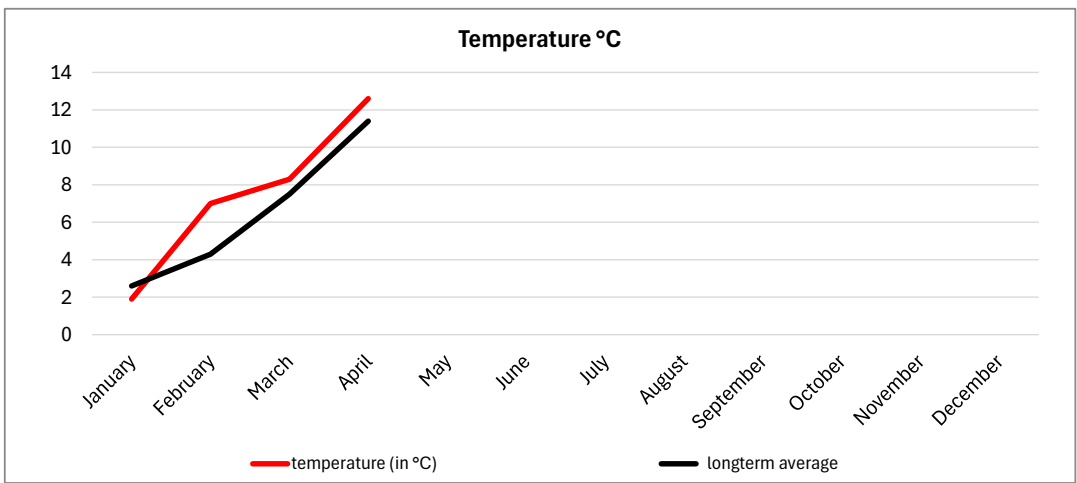
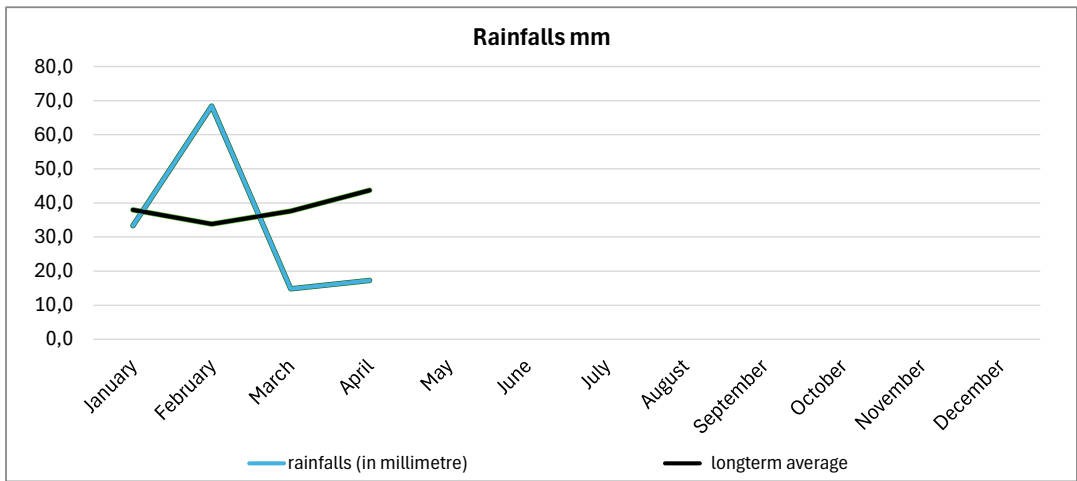
period*	January	February	March	April	May	June	July	August	September	October	November	December	TOTAL
<b>rainfalls (in millimetre)</b>	<b>2026</b>	<b>33,3</b>	<b>68,4</b>	<b>14,8</b>	<b>17,3</b>								<b>133,8</b>
longterm average	30	38,0	33,8	37,6	43,7								153,1
<b>temperature (in °C)</b>		<b>1,9</b>	<b>7</b>	<b>8,3</b>	<b>12,6</b>								<b>7,5</b>
longterm average	30	2,6	4,3	7,5	11,4								6,5

\* please specify - 10, 30 years, ...

Note:

Weather station:

Alsace



Country, Date:

Member Organization(s):

# International Hop Growers' Convention

IHGC-Economic Commission: May 2026 - Modena, Italy

Country: <b>France</b>
---------------------------

**NOTES:**

# International Hop Growers' Convention

IHGC-Economic Commission: May 2026 - Modena, Italy

Country:

**Germany**

Hop Area (Ha = Hectares)	Year N-1 2025	Year N 2026 (estimate)	Difference N - (N-1)	Difference %
Aroma	8 248	7 390	-858	-10,4
Alpha	10 111	9 950	-161	-1,6
Total	18 359	17 340	-1 019	-5,6

New Hop Area (Ha)	Year N-1 2025	Year N 2026 (estimate)
Aroma	155	110
Alpha	448	200
Total	603	310

TOTAL Hop Area (Ha)	Year N-1 2025	Year N 2026 (estimate)	Difference N - (N-1)	Difference %
Aroma	8 403	7 500	-903	-10,7
Alpha	10 559	10 150	-409	-3,9
Total	18 962	17 650	-1 312	-6,9

Production MT=Metric Tons	Year N-1 2025	Year N 2026 (estimate)	Difference N - (N-1)	Difference %
Aroma	15 629	13 900	-1 729	-11,1
Alpha	27 512	26 500	-1 012	-3,7
Total	43 141	40 400	-2 741	-6,4

Yield MT/Ha	Year N-1 2025	Year N 2026 (estimate)	Difference %
Aroma	1,86	1,85	-0,4
Alpha	2,61	2,61	0,2
Total	2,28	2,29	0,6

Alpha Prod. Metric Tons	Year N-1 Metric Tons	2025 Av. Contents %	Year N Metric Tons (estimate)	2026 Av. Contents %	Difference Metric Tons	N-(N-1) %
Aroma	891	5,7	700	5,6	-191,0	-21,4
Alpha	4 347	15,8	4 300	15,6	-47,0	-1,1
Total	5 238	12,1	5 000	12,4	-238,0	-4,5

Main Varieties (Ha = Hectares)	Year N-1 Total Acreage	Year N Total Acreage	Difference	Year N-1 Alpha %	Year N Alpha %	Difference N-(N-1)
<b>Aroma</b>						
Perle	2 343	1 950	-393	7,0	6,8	-0,2
Tradition	2 017	1 700	-317	5,7	5,6	-0,1
Hersbrucker	787	750	-37	3,7	2,9	-0,8
Tettnager	620	620	0	4,0	3,6	-0,4
Hallertauer	626	600	-26	3,7	3,6	-0,1
Spalter Select	489	489	0	6,0	4,7	-1,3
Saphir	278	278	0	3,8	3,5	-0,3
Northern Brewer	167	135	-32	8,0	8,4	0,4
Mandarina Bavaria	116	60	-56	9,1	8,5	-0,6
<b>Alpha</b>						
Herkules	7 848,18	7 700	-148,18	15,9	16,0	0,1
Magnum	1 327,49	1 100	-227,49	13,8	13,2	-0,6
Polaris	576,47	500	-76,47	20,6	19,8	-0,8
Titan	559,88	590	30,12	14,9	14,9	0,0
Taurus	88,97	60	-28,97	14,1	15,5	1,4
Nugget	79,29	70	-9,29	12,0	11,2	-0,8

# International Hop Growers' Convention

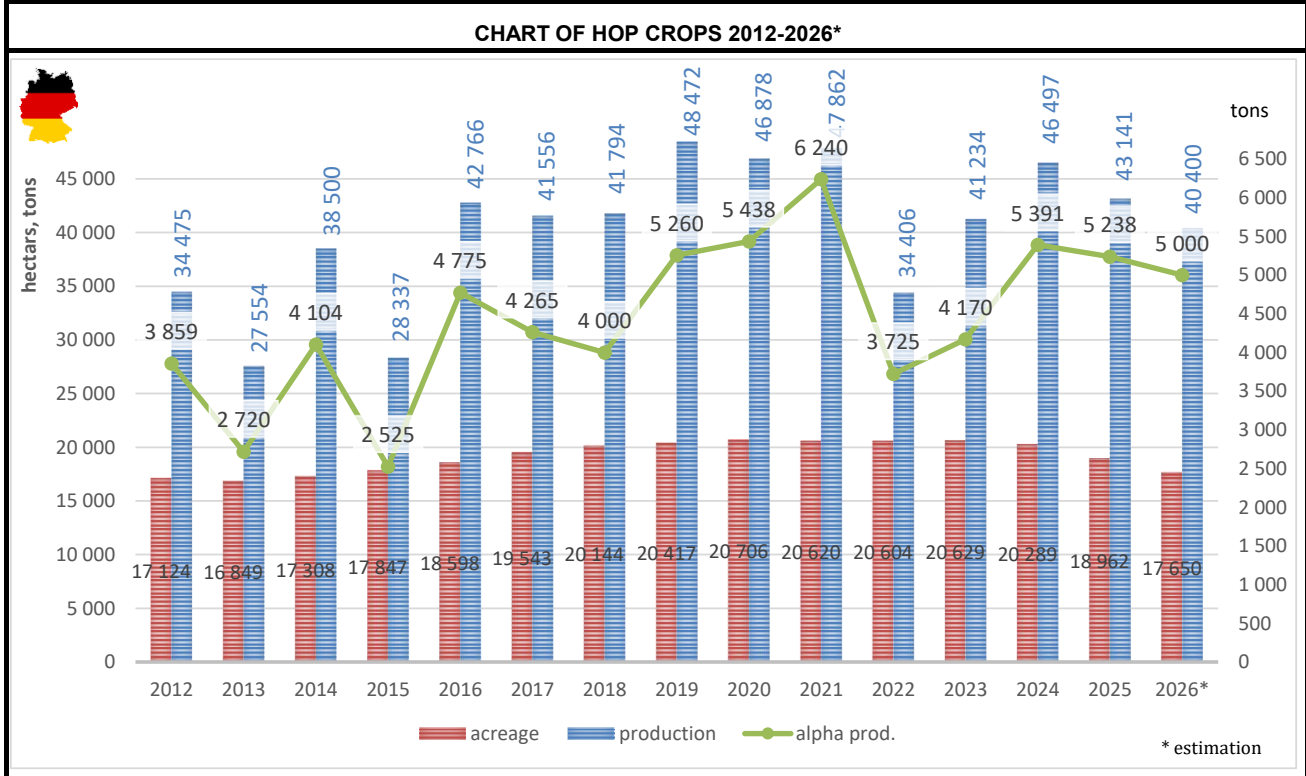
IHGC-Economic Commission: May 2026 - Modena, Italy

Country:  
**Germany**

Contract	Year N	Year N+1	Year N+2	Year N+3	Year N+4	Year N+5
Situation	2026	2027	2028	2029	2030	2031
Metric tons	31 924	28 342	20 822	13 653	10 449	3 471
% Crop / Year N	79	70	52	34	26	9

Unsold Hops (MT) : Crop Year (N-1)	2025	Aroma	Alpha	Total
= Unsold Hops		184,8	65,3	250,1
% unsold Hops		1	0	1

Hop Prices Euro / Kg	Year (N-2) 2024	Year (N-1) 2025	Year (N) 2026	% Diff. N vs. (N-1)	Kind of Price
<b>Spot Prices</b>					
Aroma Hops	3,24	4,27			
Alpha Hops	3,33	3,45			
Average Price	3,30	3,73			
<b>Contract Prices</b>					
Aroma Hops	7,93	8,21			
Alpha Hops	5,69	5,84			
Average Price	6,55	6,69			
<b>Average Prices</b>					
Aroma Hops	7,19	7,73			
Alpha Hops	5,33	5,54			
<b>AVERAGE</b>	6,04	6,32			



**COMMENTS ON HOP PRODUCTION AND MARKET SITUATION / ORGANIC HOPS**

	2025	Year N 2026	Main hop varieties in organic production
Organic-Hop Area (Ha)	300	250	
Organic-Product. (MT)	400	325	

# International Hop Growers' Convention

IHGC-Economic Commission: May 2026 - Modena, Italy

Weather Report



Country:  
**Germany**

period*	January	February	March	April	May	June	July	August	September	October	November	December	TOTAL
<b>rainfalls (in millimetre)</b>	<b>36,4</b>	<b>79,8</b>	<b>25,2</b>	<b>12,4</b>									<b>153,8</b>
longterm average	55,1	46,0	35,6	39,2									175,9
<b>temperature (in °C)</b>	<b>-2,0</b>	<b>3,3</b>	<b>5,2</b>	<b>9,5</b>									<b>4,0</b>
longterm average	0,3	2,5	5,3	9,2									4,3

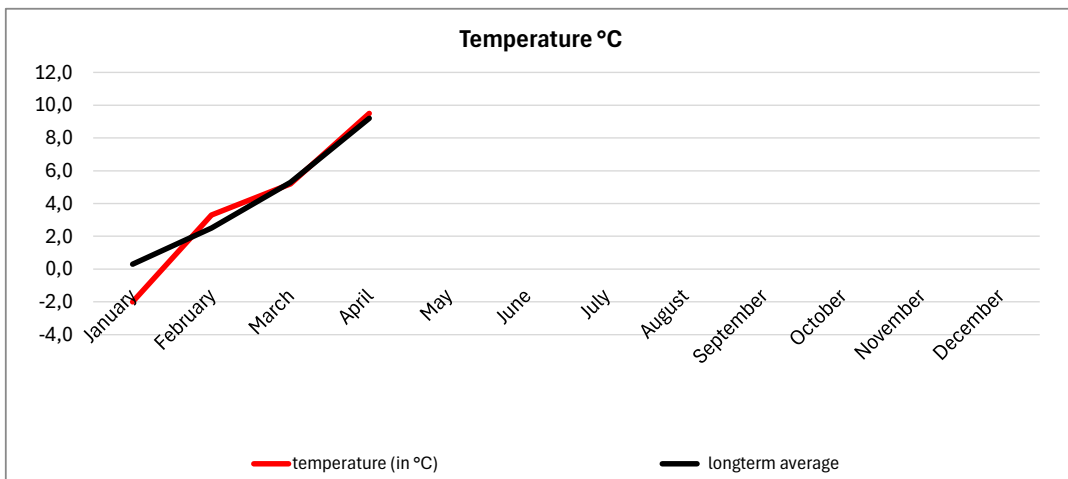
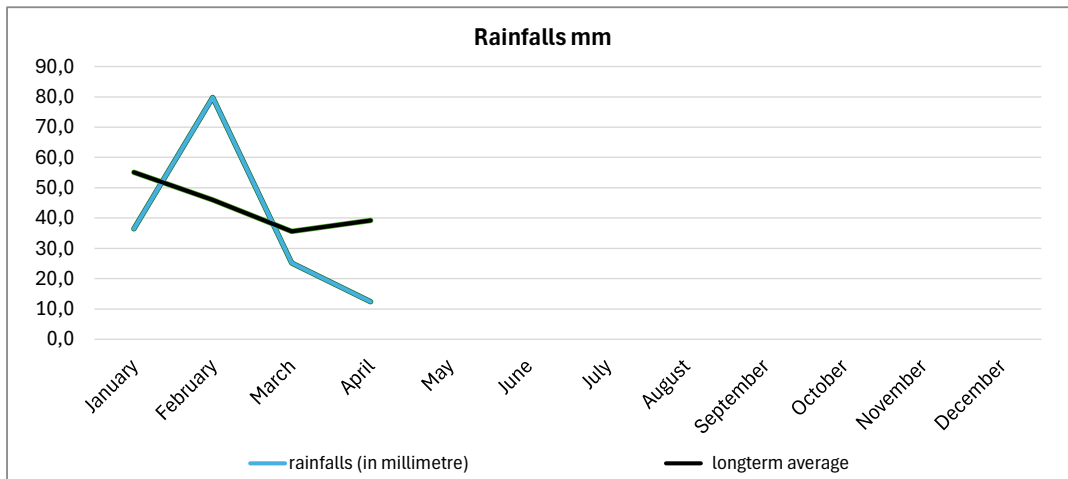
\* please specify - 10, 30 years, ...

Note:

10 years average

Weather station:

Hüll



Country, Date:

Germany, 12.05.2026

Member Organization(s):

# International Hop Growers' Convention

IHGC-Economic Commission: May 2026 - Modena, Italy

Country: <b>Germany</b>
----------------------------

**NOTES:**



# International Hop Growers' Convention

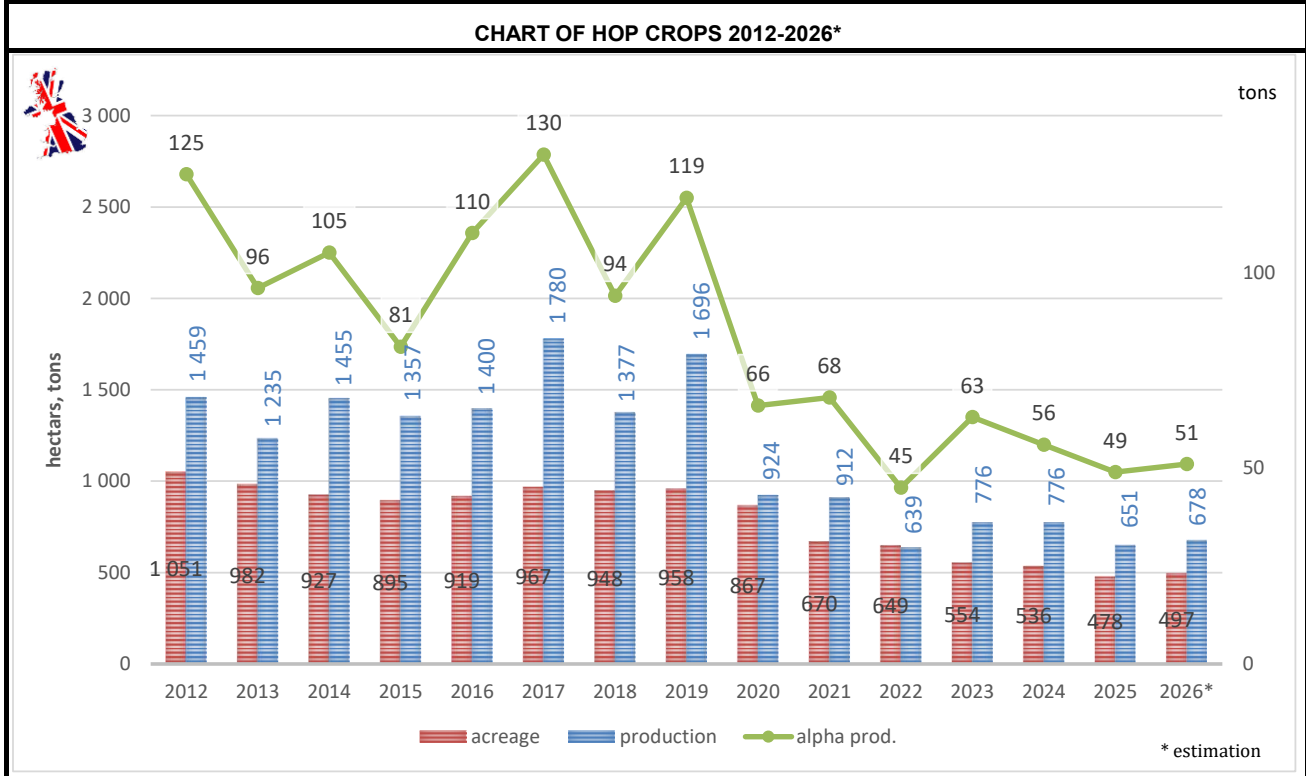
IHGC-Economic Commission: May, 2026 - Modena, Italy

Country: <b>GB</b>
-----------------------

Contract	Year N	Year N+1	Year N+2	Year N+3	Year N+4	Year N+5
Situation	2026	2027	2028	2029	2030	2031
Metric tons						
% Crop / Year N						

Unsold Hops (MT) : Crop Year (N-1)	2025	Aroma	Alpha	Total
= Unsold Hops				
% unsold Hops				

Hop Prices Euro / Kg	Year (N-2) 2024	Year (N-1) 2025	Year (N) 2026	% Diff. N vs. (N-1)	Kind of Price
<b>Spot Prices</b>					
Aroma Hops					
Alpha Hops					
Average Price					
<b>Contract Prices</b>					
Aroma Hops					
Alpha Hops					
Average Price					
<b>Average Prices</b>					
Aroma Hops					
Alpha Hops					
<b>AVERAGE</b>					



**COMMENTS ON HOP PRODUCTION AND MARKET SITUATION / ORGANIC HOPS**

	2025	Year N 2026
Organic-Hop Area (Ha)	1,6	4,5
Organic-Product. (MT)	0,3	

**Main hop varieties in organic production**  
Sovereign & Endeavour

Country, Date:  
GB 14/05/2026

Member Organization(s):  
**The British Hop Association**

# International Hop Growers' Convention

IHGC-Economic Commission: May 2026 - Modena, Italy

Weather Report



Country:

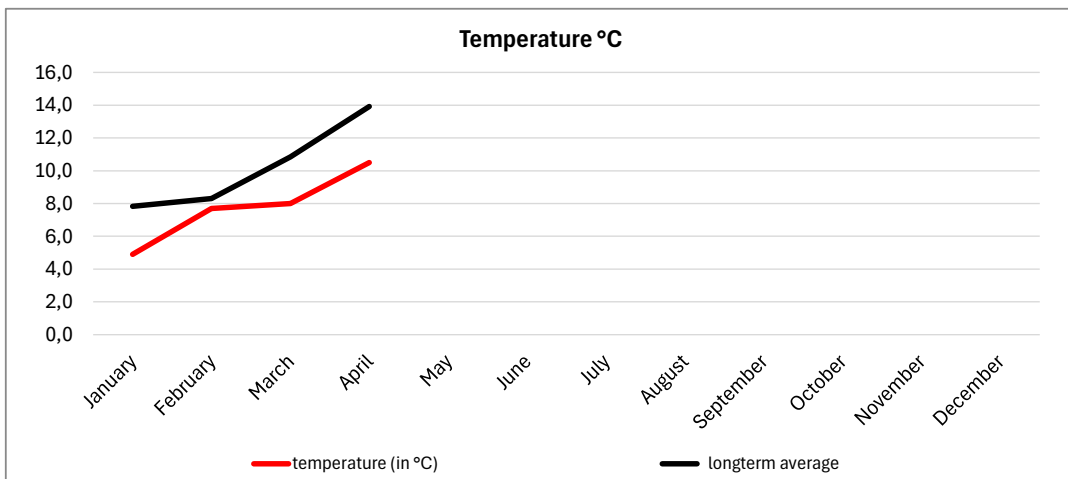
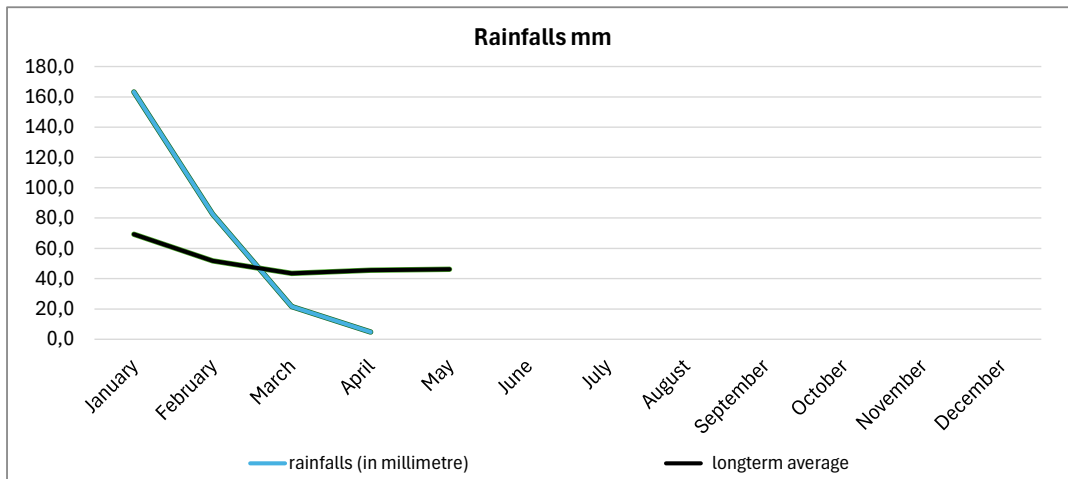
**GB**

period*	January	February	March	April	May	June	July	August	September	October	November	December	TOTAL
<b>rainfalls (in millimetre)</b>	<b>163,2</b>	<b>82,6</b>	<b>21,6</b>	<b>4,8</b>									<b>272,2</b>
longterm average	69,3	51,8	43,5	45,5	46,2								256,3
<b>temperature (in °C)</b>	<b>4,9</b>	<b>7,7</b>	<b>8,0</b>	<b>10,5</b>									<b>7,8</b>
longterm average	7,8	8,3	10,9	13,9									10,2

\* please specify - 10, 30 years, ...

Note:

Weather station:



Country, Date:13/05/2026

Member Organization(s):

# International Hop Growers' Convention

IHGC-Economic Commission: May 2026 - Modena, Italy

Country: <b>GB</b>
-----------------------

**NOTES:**



# International Hop Growers' Convention

IHGC-Economic Commission: May, 2026 - Modena, Italy

Country:

**Italy**

Contract	Year N	Year N+1	Year N+2	Year N+3	Year N+4	Year N+5
<b>Situation</b>	<b>2026</b>	<b>2027</b>	<b>2028</b>	<b>2029</b>	<b>2030</b>	<b>2031</b>
Metric tons	12	14	16	18	20	22
% Crop / Year N						

Unsold Hops (MT) : Crop Year (N-1)	2025	Aroma	Alpha	Total
= Unsold Hops				
% unsold Hops				

Hop Prices Euro / Kg	Year (N-2) 2024	Year (N-1) 2025	Year (N) 2026	% Diff. N vs. (N-1)	Kind of Price
<b>Spot Prices</b>					
<i>Aroma Hops</i>	12	12	12		
<i>Alpha Hops</i>	12	12	12		
<i>Average Price</i>	12	12	12		
<b>Contract Prices</b>					
<i>Aroma Hops</i>	12	12	12		
<i>Alpha Hops</i>	12	12	12		
<i>Average Price</i>	12	12	12		
<b>Average Prices</b>	<b>12</b>	<b>12</b>	<b>12</b>		
<i>Aroma Hops</i>	12	12	12		
<i>Alpha Hops</i>	12	12	12		
<b>AVERAGE</b>	12	12	12		

CHART OF HOP CROPS 2012-2026\*



**COMMENTS ON HOP PRODUCTION AND MARKET SITUATION / ORGANIC HOPS**

	<b>2025</b>	<b>Year N 2026</b>	<b>Main hop varieties in organic production</b> Cascade Chinook
Organic-Hop Area (Ha)	4	4	
Organic-Product. (MT)	2	4	

Country, Date: Italy 12/05/2026

Member Organization(s):  
Luppolo Made in Italy

# International Hop Growers' Convention

IHGC-Economic Commission: May 2026 - Modena, Italy

Weather Report



Country: <b>Italy</b>
--------------------------

period*	January	February	March	April	May	June	July	August	September	October	November	December	TOTAL
<b>rainfalls (in millimetre)</b>													<b>0,0</b>
longterm average													0,0
<b>temperature (in °C)</b>													
longterm average													

\* please specify - 10, 30 years, ...

Note:

Weather station:

### Rainfalls mm

— rainfalls (in millimetre)      — longterm average

### Temperature °C

— temperature (in °C)      — longterm average

Country, Date:13/05/2026

Member Organization(s):

# International Hop Growers' Convention

IHGC-Economic Commission: May 2026 - Modena, Italy

Country: <b>Italy</b>
--------------------------

**NOTES:**

# International Hop Growers' Convention

IHGC-Economic Commission: May, 2026 - Modena, Italy

Country:

**Italy**

EconComm Note: Figures represent farmers of "Italian Hop Co." only.

Hop Area (Ha = Hectares)	Year N-1 2025	Year N 2026 (estimate)	Difference N - (N-1)	Difference %
Aroma	14	19	5	35,7
Alpha	3	4	1	40,0
Total	17	18	2	9,1

New Hop Area (Ha)	Year N-1 2025	Year N 2026 (estimate)
Aroma	0	4
Alpha	0	1
Total	0	5

TOTAL Hop Area (Ha)	Year N-1 2025	Year N 2026 (estimate)	Difference N - (N-1)	Difference %
Aroma	14	19	5	35,7
Alpha	3	4	1	40,0
Total	17	23	6	36,4

Production MT=Metric Tons	Year N-1 2025	Year N 2026 (estimate)	Difference N - (N-1)	Difference %
Aroma	18	23	5	27,8
Alpha	2	4	2	100,0
Total	20	27	7	35,0

Yield MT/Ha	Year N-1 2025	Year N 2026 (estimate)	Difference %
Aroma	1,29	1,21	-5,8
Alpha	0,80	1,14	42,9
Total	1,21	1,20	-1,0

Alpha Prod.	Year N-1	2025	Year N	2026	Difference	N-(N-1)
Metric Tons	Metric Tons	Av. Contents	Metric Tons	Av. Contents	Metric Tons	
		%	(estimate)	%		%
Aroma		5,0				
Alpha		14,0				
Total	0,0					

Main Varieties (Ha = Hectares)	Year N-1 Total Acreage	Year N Total Acreage	Difference	Year N-1 Alpha %	Year N Alpha %	Difference N-(N-1)
<b>Aroma</b>						
Cascade	7,5	10,5	3	4,2		
Chinook	1,5	1,5	0	9,5		
Comet	0,5	1,5	1	8,5		
Crystal	1	1	0	3,0		
Sultana	0,5	0,5	0	15,0		
Lotus	0,5	0,5	0	13,8		
Golding	2	3	1	3,0		
Experimental	0,5	0,5				
<b>Alpha</b>						
Columbus	1	1,5	0,5	13,0		
Magnum	1	2	1	9,0		

# International Hop Growers' Convention

Country:

**Italy**

IHGC-Economic Commission: May, 2026 - Modena, Italy

Contract	Year N	Year N+1	Year N+2	Year N+3	Year N+4	Year N+5
<b>Situation</b>	<b>2026</b>	<b>2027</b>	<b>2028</b>	<b>2029</b>	<b>2030</b>	<b>2031</b>
Metric tons	14	15	16			
% Crop / Year N						

Unsold Hops (MT) : Crop Year (N-1)	2025	Aroma	Alpha	Total
= Unsold Hops		1	0,5	1,5
% unsold Hops		3,6	40,0	

Hop Prices Euro / Kg	Year (N-2) 2024	Year (N-1) 2025	Year (N) 2026	% Diff. N vs. (N-1)	Kind of Price
<b>Spot Prices</b>					
<i>Aroma Hops</i>	23,0	23,0	22,0		
<i>Alpha Hops</i>	17,0	17,0	16,0		
Average Price	20,0	20,0	19,0		
<b>Contract Prices</b>					
<i>Aroma Hops</i>	20,0	20,0	20,0		
<i>Alpha Hops</i>	16,0	16,0	15,0		
Average Price					
<b>Average Prices</b>					
<i>Aroma Hops</i>					
<i>Alpha Hops</i>					
<b>AVERAGE</b>					

## COMMENTS ON HOP PRODUCTION AND MARKET SITUATION / ORGANIC HOPS

Please consider that:

- The data entered refers to the network of growers registered with Italian Hops Co.;
- The 2023 crop experienced a significant, above-average negative impact on production volumes and alpha acid volumes;
- Some dual-purpose varieties with high alpha acid content have been classified as aroma varieties based on the type of sale and the breweries' usage;
- The Centennial had no production due to the poor year.

We are available for any further details or additions.

	Year N-1
Organic-Hop Area (Ha)	
Organic-Product. (N)	

Main hop varieties in organic production

Country, Date:

Member Organization(s):

# International Hop Growers' Convention

IHGC-Economic Commission: May 2026 - Modena, Italy

Weather Report



Country:

**Italy**

period*	January	February	March	April	May	June	July	August	September	October	November	December	TOTAL	
<b>rainfalls (in millimetre)</b>	<b>45,0</b>	<b>55,0</b>	<b>85,0</b>	<b>70,0</b>									<b>255,0</b>	
longterm average	30	36,7	48,3	47,9	63,2	64,3	61,4	34,9	40,2	55,9	78,4	79,3	54,2	664,7
<b>temperature (in °C)</b>		<b>5,0</b>	<b>6,8</b>	<b>10,7</b>	<b>14,3</b>								<b>9,2</b>	
longterm average	30	3,3	5,1	9,5	13,4	18,3	22,6	25,0	24,9	20,1	14,7	9,0	4,0	14,2

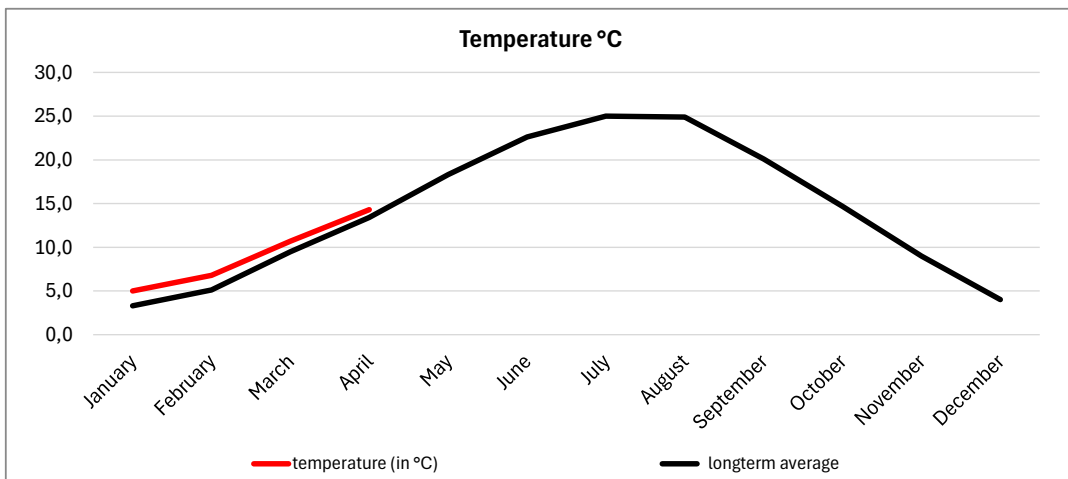
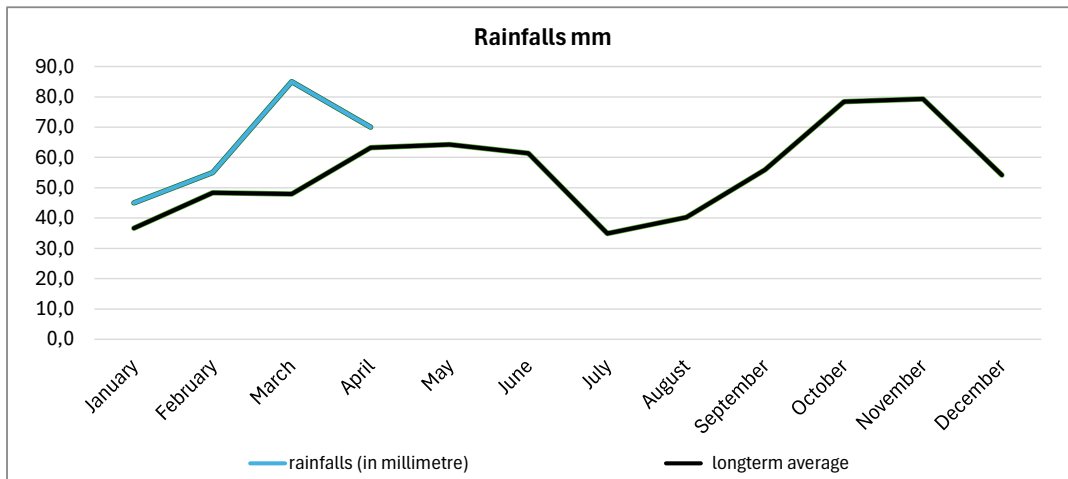
\* please specify - 10, 30 years, ...

Note:

1991-2020

Weather station:

Modena



Country, Date:

20.05.2026

Member Organization(s):

# International Hop Growers' Convention

IHGC-Economic Commission: May 2026 - Modena, Italy

Country: <b>Italy</b>
--------------------------

**NOTES:**



# International Hop Growers' Convention

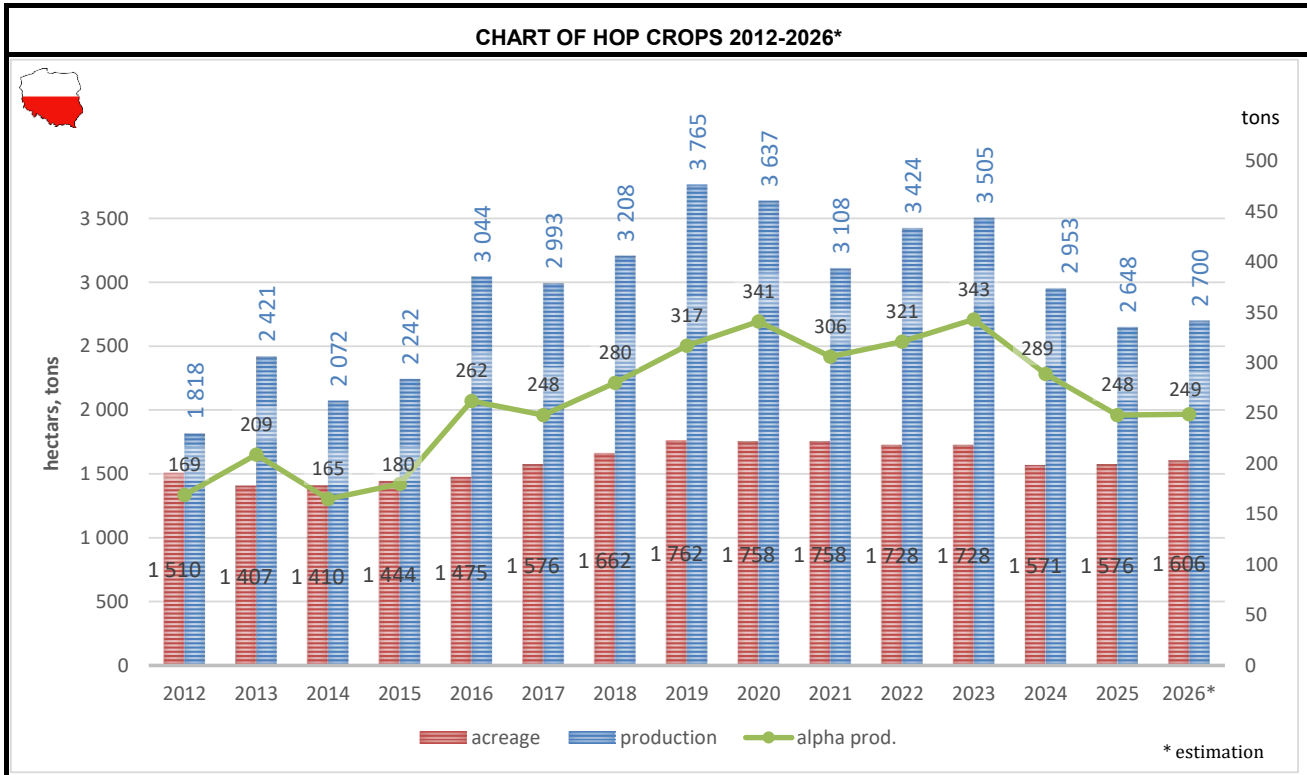
IHGC-Economic Commission: May 2026 - Modena, Italy

Country: <b>Poland</b>
---------------------------

Contract	Year N	Year N+1	Year N+2	Year N+3	Year N+4	Year N+5
Situation	2026	2027	2028	2029	2030	2031
Metric tons						
% Crop / Year N	80	60	50	50	30	30

Unsold Hops (MT) : Crop Year (N-1)	2025	Aroma	Alpha	Total
= Unsold Hops		0	0	0
% unsold Hops		0	0	0

Hop Prices Euro / Kg	Year (N-2) 2024	Year (N-1) 2025	Year (N) 2026	% Diff. N vs. (N-1)	Kind of Price
<b>Spot Prices</b>					
Aroma Hops	4,5	8		-8,00	Farmer Price
Alpha Hops	1,5	4,5		-4,50	Farmer Price
Average Price	3	6,25		-6,25	Farmer Price
<b>Contract Prices</b>					
Aroma Hops	4,9	4,9		-4,90	Farmer Price
Alpha Hops	4,5	4,5		-4,50	Farmer Price
Average Price	4,7	4,7		-4,70	Farmer Price
<b>Average Prices</b>					
Aroma Hops	4,70	6,45		-6,45	Farmer Price
Alpha Hops	3,00	4,50		-4,50	Farmer Price
<b>AVERAGE</b>	3,85	5,48		-5,48	Farmer Price



**COMMENTS ON HOP PRODUCTION AND MARKET SITUATION / ORGANIC HOPS**

	2025	Year N 2026	Main hop varieties in organic production		
Organic-Hop Area (Ha)	13,5	14,2	HMG	MAR	PUL
Organic-Product. (MT)	23,0	23,0	MGN	CAS	

# International Hop Growers' Convention

IHGC-Economic Commission: May 2026 - Modena, Italy

Weather Report



Country:  
**Poland**

period*	January	February	March	April	May	June	July	August	September	October	November	December	TOTAL
<b>rainfalls (in millimetre)</b>	<b>30,0</b>	<b>15,0</b>	<b>20,0</b>	<b>45,0</b>	<b>30,0</b>								<b>140,0</b>
longterm average	33,6	31,5	37,9	42,3	70,7	66,8	82,2	54,9	62,8	47,4	36,5	34,5	601,1
<b>temperature (in °C)</b>	<b>0,0</b>	<b>1,0</b>	<b>4,5</b>	<b>8,0</b>	<b>12,0</b>								<b>5,1</b>
longterm average	-2,5	-1,4	2,4	8,6	13,6	16,9	18,9	18,4	13,4	8,2	3,2	-1,0	8,2

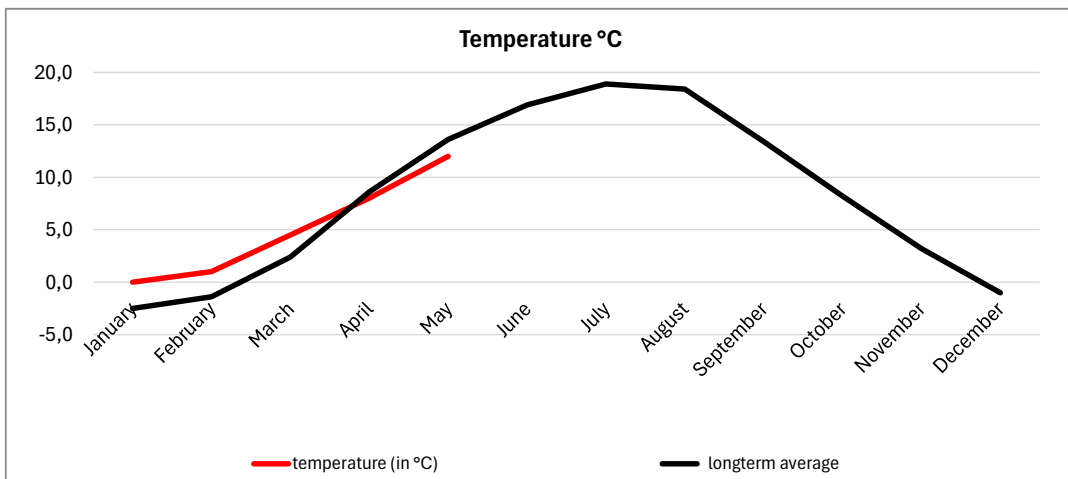
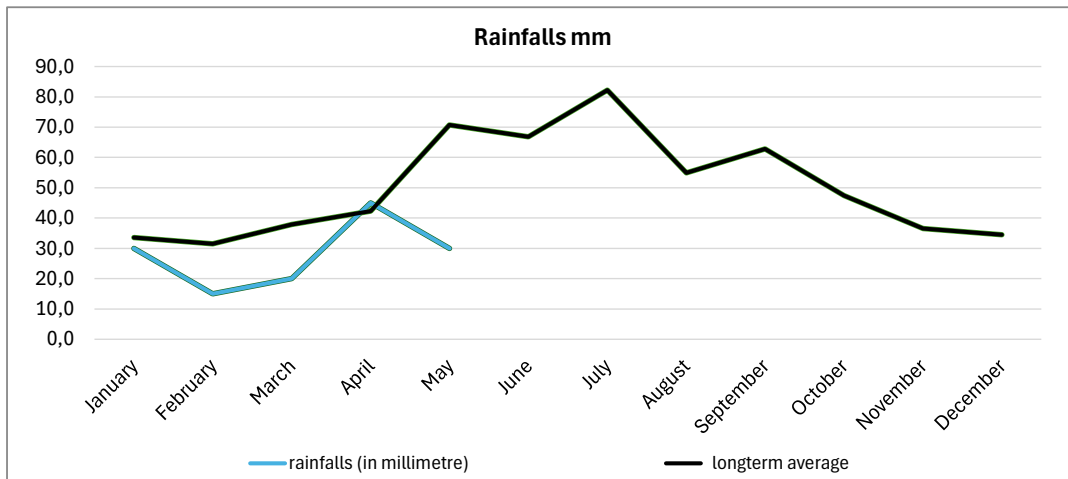
\* please specify - 10, 30 years, ...

Note:

longterm data: 1991-2020; source: IMGW-PIB

Weather station:

LUBLIN



Country, Date:

Poland, 18.05.2026

Member Organization(s): ZPPCh

# International Hop Growers' Convention

IHGC-Economic Commission: May 2026 - Modena, Italy

Country: <b>Poland</b>
---------------------------

**NOTES:**



# International Hop Growers' Convention

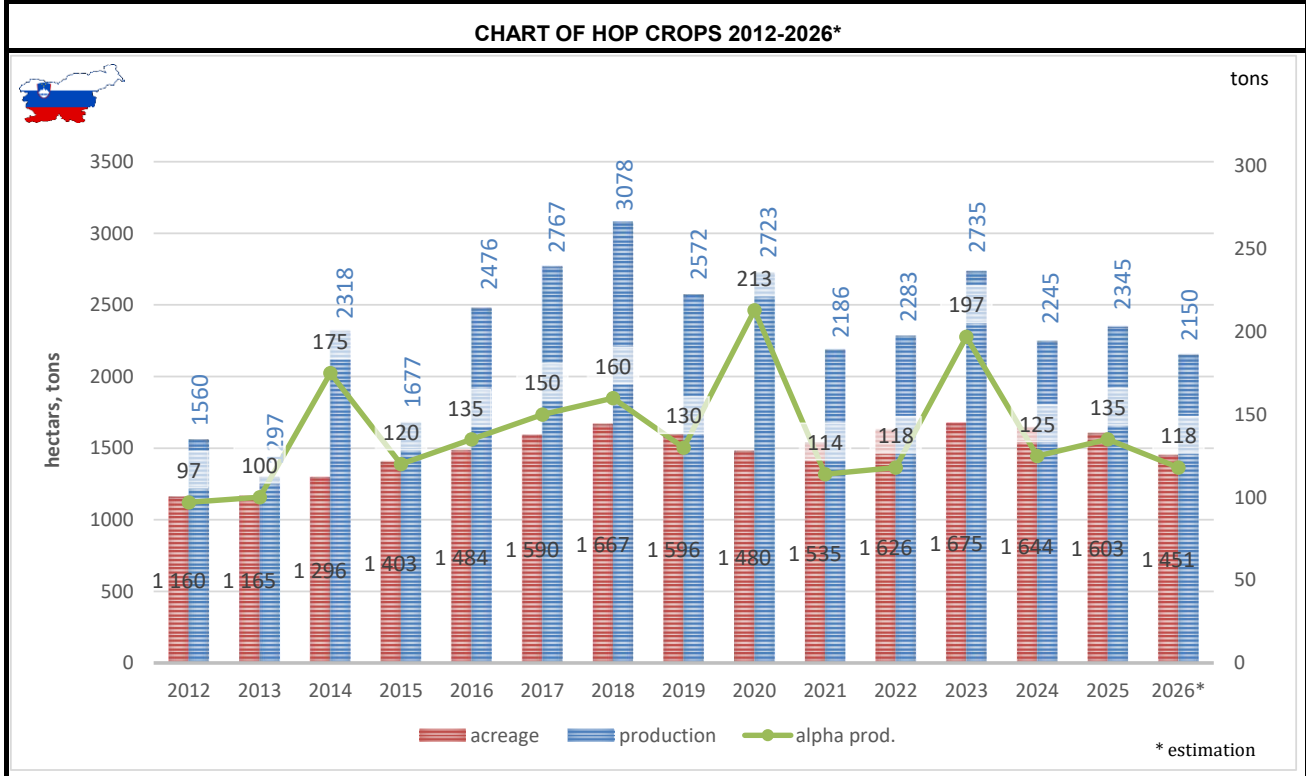
IHGC-Economic Commission: May 2026 - Modena, Italy

Country: <b>Slovenia</b>
-----------------------------

Contract	Year N	Year N+1	Year N+2	Year N+3	Year N+4	Year N+5
Situation	2026	2027	2028	2029	2030	2031
Metric tons						
% Crop / Year N	75	70	65	N.A	N.A.	N.A.

<b>Unsold Hops (MT) : Crop Year (N-1)</b>	<b>2025</b>	<b>Aroma</b>	<b>Alpha</b>	<b>Total</b>
= Unsold Hops				
% unsold Hops				

Hop Prices Euro / Kg	Year (N-2) 2024	Year (N-1) 2025	Year (N) 2026	% Diff. N vs. (N-1)	Kind of Price
<b>Spot Prices</b>					
Aroma Hops					
Alpha Hops					
Average Price					
<b>Contract Prices</b>					
Aroma Hops					
Alpha Hops					
Average Price					
<b>Average Prices</b>	7	7			
Aroma Hops					
Alpha Hops					
<b>AVERAGE</b>					



**COMMENTS ON HOP PRODUCTION AND MARKET SITUATION / ORGANIC HOPS**

Temperatures remain within the long-term average. Although April recorded below-average precipitation, the rainy period in mid-May helped compensate for the earlier dry conditions. Hop development is progressing normally for the season. Currently, there is no notable disease or pest pressure. Spring field activities are proceeding smoothly, with hop growers completing hop training and continuing with hilling operations.

	2025	Year N 2026
Organic-Hop Area (Ha)	30	30
Organic-Product. (MT)		

**Main hop varieties in organic production**  
Celeia, Aurora, Styrian Gold, Styrian Cardinal

Country, Date:  
Slovenia, May 15, 2026

Member Organization(s):  
Hop Growers of Slovenia /  
Hmezad exim, Hopsteiner SI

# International Hop Growers' Convention

IHGC-Economic Commission: May 2026 - Modena, Italy

Weather Report



Country:  
**Slovenia**

period*	January	February	March	April	May	June	July	August	September	October	November	December	TOTAL	
<b>rainfalls (in millimetre)</b>	<b>44,2</b>	<b>84,0</b>	<b>33,6</b>	<b>22,8</b>									<b>184,6</b>	
longterm average	10	78,2	89,0	45,9	72,2	111,7	119,3	131,5	112,1	146,2	106,0	123,1	83,8	1 219,0
<b>temperature (in °C)</b>		<b>0,1</b>	<b>5,1</b>	<b>7,9</b>	<b>11,8</b>								<b>6,2</b>	
longterm average	10	1,3	3,6	6,9	11,1	15,3	20,2	21,7	20,9	16,3	12,1	6,8	2,2	11,5

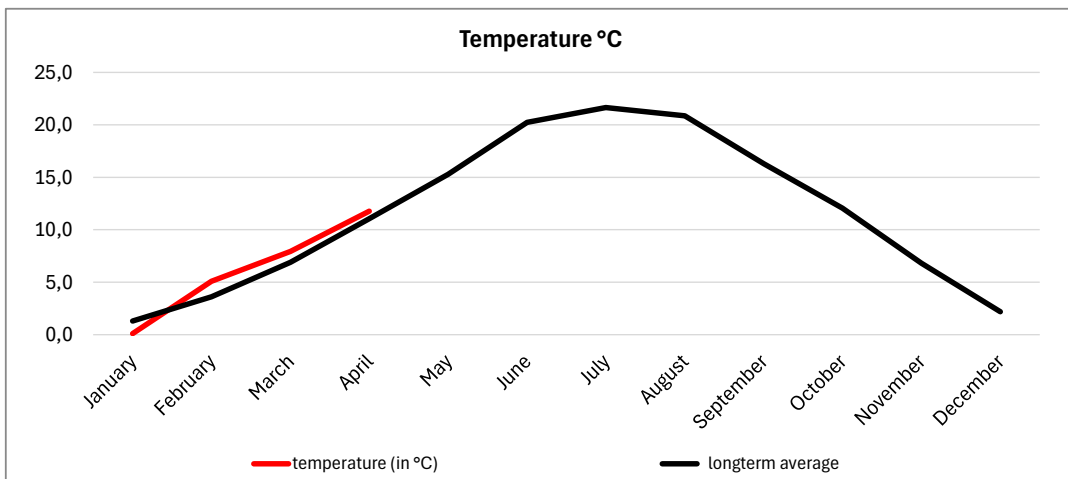
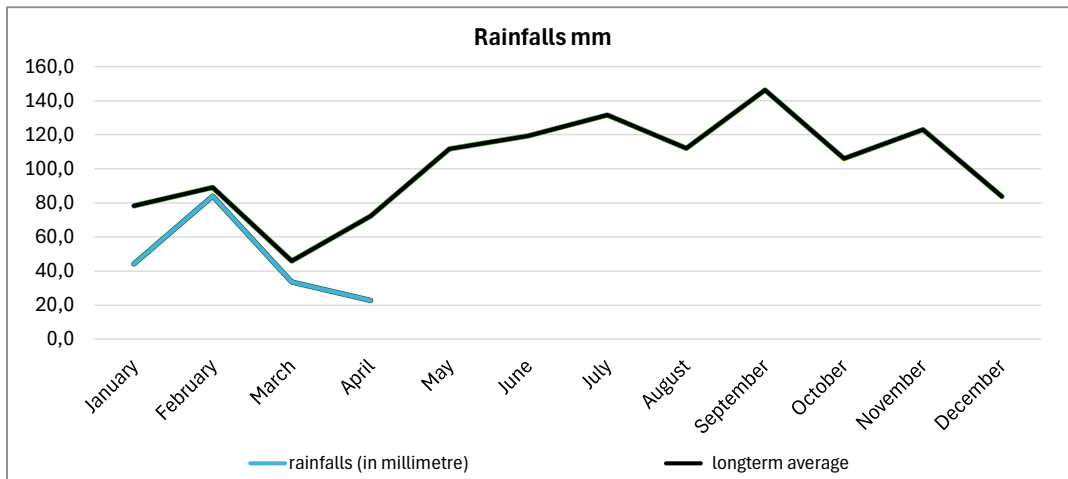
\* please specify - 10, 30 years, ...

Note:

2014 - 2023

Weather station:

Latkova vas



Country, Date:

Slovenia, May 15, 2026

Member Organization(s):

Hop Growers of Slovenia (source: IHPS)

# International Hop Growers' Convention

IHGC-Economic Commission: May 2026 - Modena, Italy

Country: <b>Slovenia</b>
-----------------------------

**NOTES:**



# International Hop Growers' Convention

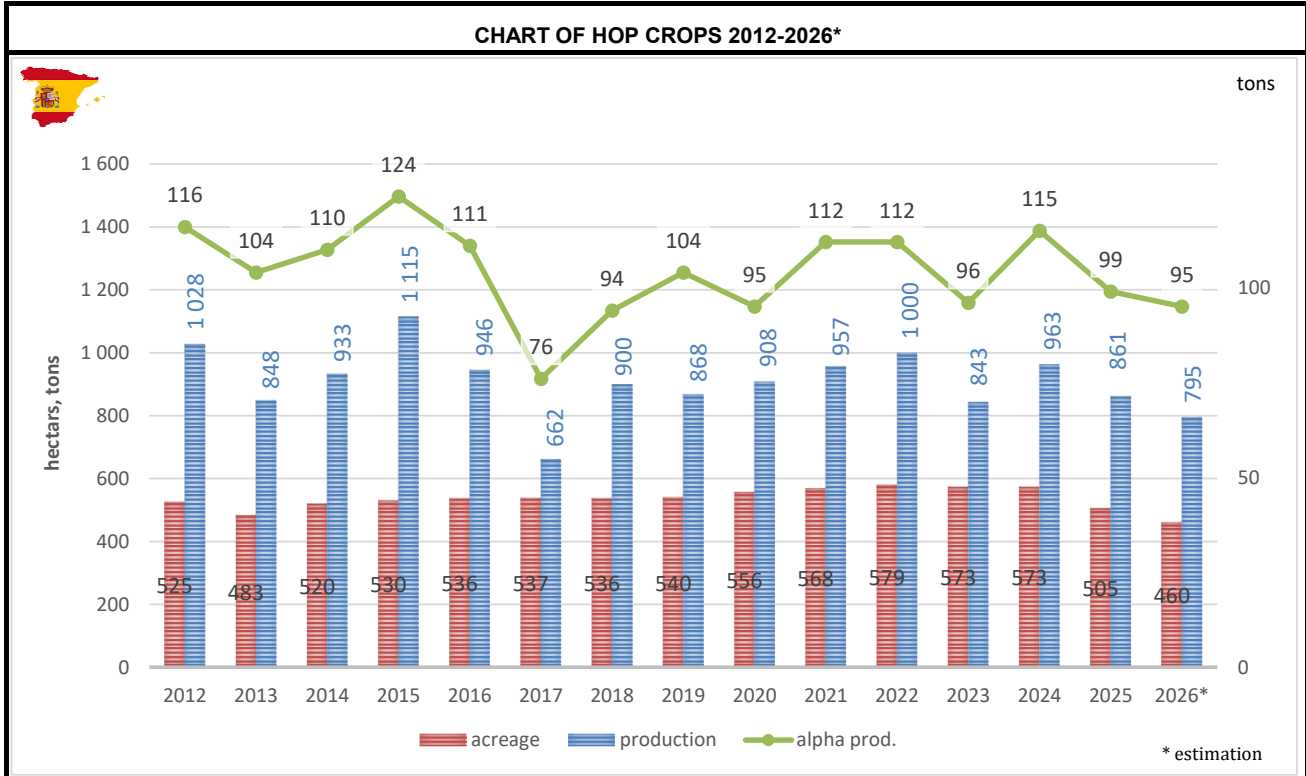
IHGC-Economic Commission: May, 2026 - Modena, Italy

Country: <b>Spain</b>
--------------------------

Contract	Year N	Year N+1	Year N+2	Year N+3	Year N+4	Year N+5
Situation	2026	2027	2028	2029	2030	2031
Metric tons						
% Crop / Year N	90%	90%	80%			

Unsold Hops (MT) : Crop Year (N-1)	2025	Aroma	Alpha	Total
= Unsold Hops				
% unsold Hops	9		9	9

Hop Prices Euro / Kg	Year (N-2) 2024	Year (N-1) 2025	Year (N) 2026	% Diff. N vs. (N-1)	Kind of Price
<b>Spot Prices</b>					
Aroma Hops					
Alpha Hops					
Average Price					
<b>Contract Prices</b>	5,9	6,3			Farmer price
Aroma Hops					
Alpha Hops					
Average Price					
<b>Average Prices</b>					
Aroma Hops					
Alpha Hops					
<b>AVERAGE</b>					



**COMMENTS ON HOP PRODUCTION AND MARKET SITUATION / ORGANIC HOPS**

	2025	Year N 2026
Organic-Hop Area (Ha)		
Organic-Product. (MT)		

Main hop varieties in organic production

Country, Date:  
Spain - May 22, 2026

Member Organization(s):  
**Hopsteiner España, S.A**

# International Hop Growers' Convention

IHGC-Economic Commission: May 2026 - Modena, Italy

Weather Report



Country:

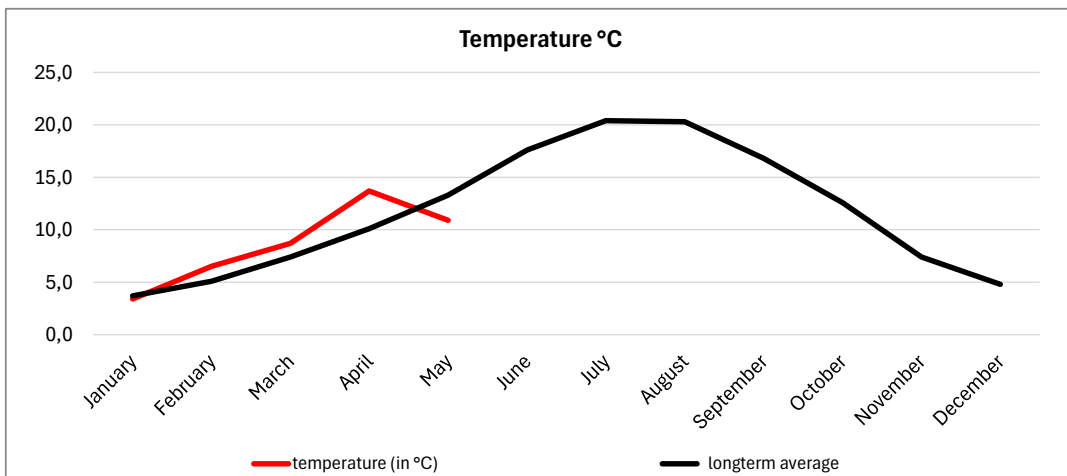
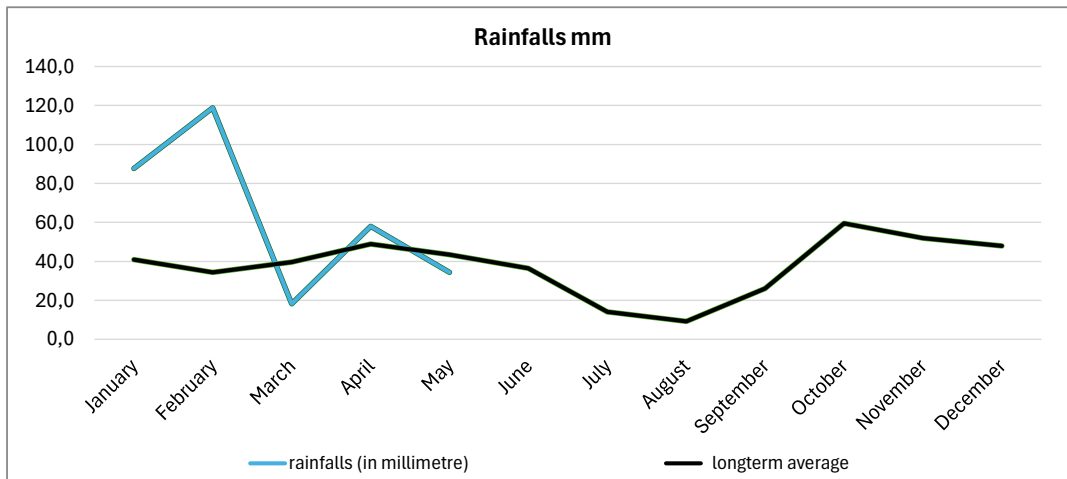
**Spain**

period*	January	February	March	April	May	June	July	August	September	October	November	December	TOTAL	
<b>rainfalls (in millimetre)</b>	<b>87,7</b>	<b>118,8</b>	<b>18,2</b>	<b>57,9</b>	<b>34,4</b>								<b>317,0</b>	
longterm average	15	40,9	34,4	39,6	48,8	43,4	36,4	14,0	9,2	26,1	59,5	51,9	47,9	452,1
<b>temperature (in °C)</b>	<b>3,4</b>	<b>6,5</b>	<b>8,7</b>	<b>13,7</b>	<b>10,9</b>								<b>8,6</b>	
longterm average	15	3,7	5,1	7,4	10,1	13,3	17,6	20,4	20,3	16,8	12,6	7,4	4,8	11,6

\* please specify - 10, 30 years, ...

Note:

Weather station:



Country, Date:

Spain - May 22, 2026

Member Organization(s):

Hopsteiner España, S.A

# International Hop Growers' Convention

IHGC-Economic Commission: May 2026 - Modena, Italy

Country: <b>Spain</b>
--------------------------

**NOTES:**

# International Hop Growers' Convention

IHGC-Economic Commission: May 2026 - Modena, Italy

Country:

**USA**

Hop Area (Ha = Hectares)	Year N-1 2025	Year N 2025 (estimate)	Difference N - (N-1)	Difference %
Aroma	12 655			
Alpha	4 202			
Total	16 857	16 857	0	0,0

New Hop Area (Ha)	Year N-1 2025	Year N 2025 (estimate)
Aroma		
Alpha		
Total		

TOTAL Hop Area (Ha)	Year N-1 2025	Year N 2025 (estimate)	Difference N - (N-1)	Difference %
Aroma	12 655			
Alpha	4 202			
Total	16 857	16 857	0	0,0

Production MT=Metric Tons	Year N-1 2025	Year N 2025 (estimate)	Difference N - (N-1)	Difference %
Aroma	25 167			
Alpha	12 546			
Total	37 713			

Yield MT/Ha	Year N-1 2025	Year N 2025 (estimate)	Difference %
Aroma	1,99		
Alpha	2,99		
Total	2,24		

Alpha Prod.	Year N-1	2025	Year N	2026	Difference	N-(N-1)
Metric Tons	Metric Tons	Av. Contents	Metric Tons	Av. Contents	Metric Tons	%
		%	(estimate)	%		%
Aroma	2 768	11,0	2 768	11,0		
Alpha	1 946	15,5	1 946	15,5		
Total	4 714	12,5	4 714			

Main Varieties (Ha = Hectares)	Year N-1 Total Acreage	Year N Total Acreage	Difference	Year N-1 Alpha %	Year N Alpha %	Difference N-(N-1)
<b>Aroma</b>						
Amarillo®, VGXP01	845			8,8		
Cascade	1069			7,5		
Centennial	1 017			10,0		
Chinook	482			12,1		
Citra®, HBC 394	3030			12,5		
El Dorado®	174			12,9		
Mosaic®, HBC 369	1427			11,4		
Simcoe®, YCR 14	1 448			12,6		
Strata™, OR 91331	136					
Willamette	230					
Other Aroma	3 225			10,8		
<b>Total Aroma</b>	13 083					
<b>Alpha</b>						
Apollo™	217			14,0		
CTZ	2 013			14,7		
Eureka!™	301					
HBC 682	818			17,5		
Helios™, HS15619	485					
Super Galena™	94					
Other Alpha	112			15,8		
<b>Total Alpha</b>	4 040					

# International Hop Growers' Convention

IHGC-Economic Commission: May 2026 - Modena, Italy

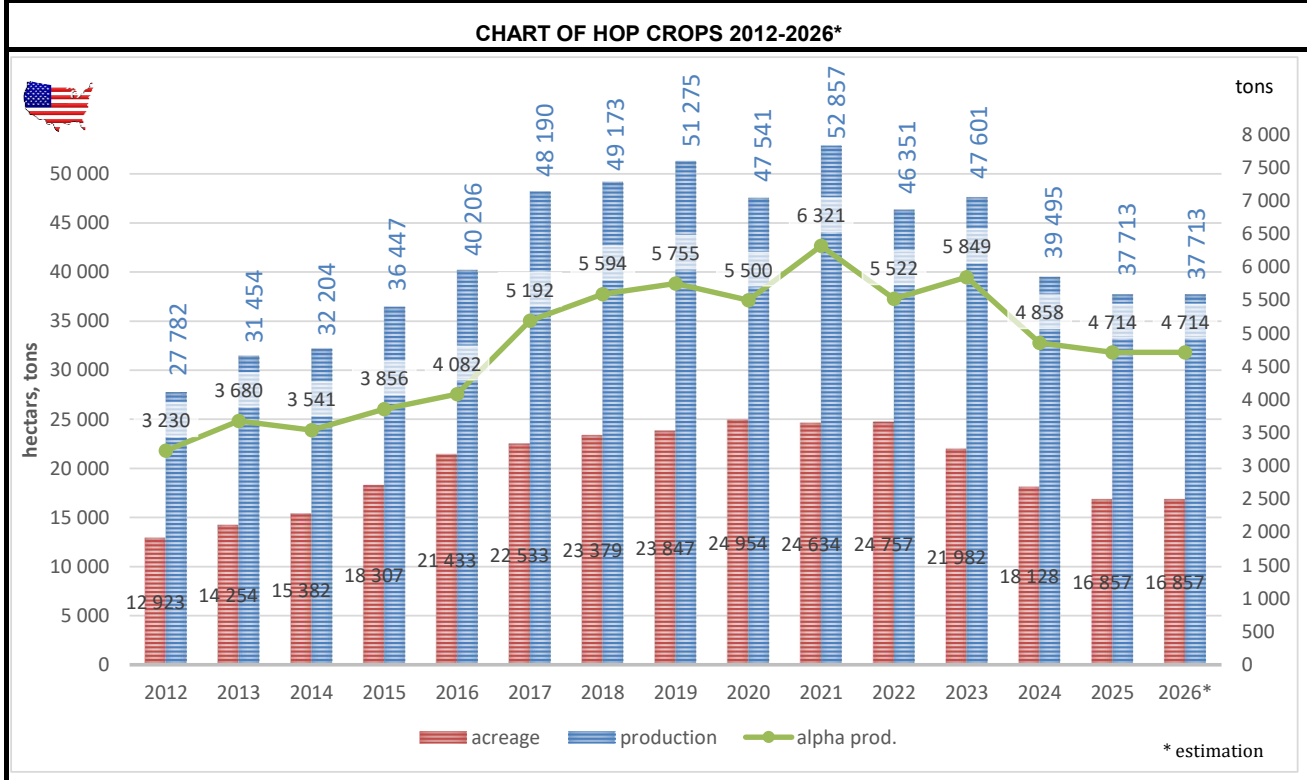
Country: <b>USA</b>
------------------------

Contract	Year N	Year N+1	Year N+2	Year N+3	Year N+4	Year N+5
Situation	2026	2027	2028	2029	2030	2031
Metric tons						
% Crop / Year N	95	70	50	40	35	35

Unsold Hops (MT) : Crop Year (N-1)	2025	Aroma	Alpha	Total
= Unsold Hops				
% unsold Hops				

Hop Prices Euro / Kg	Year (N-2) 2024	Year (N-1) 2025	Year (N) 2026	% Diff. N vs. (N-1)	Kind of Price
<b>Spot Prices</b>					
Aroma Hops					
Alpha Hops					
Average Price					
<b>Contract Prices</b>					
Aroma Hops					
Alpha Hops					
Average Price					
<b>Average Prices</b>					
Aroma Hops					
Alpha Hops					
<b>AVERAGE</b>	10.77 Euro/kg	11.32 Euro/kg			

Average USD/lb.                      \$5,68                      \$5,31



**COMMENTS ON HOP PRODUCTION AND MARKET SITUATION / ORGANIC HOPS**

	Year N-1	Year N 2026	Main hop varieties in organic production
Organic-Hop Area (Ha)	400		
Organic-Product. (MT)			

# International Hop Growers' Convention

IHGC-Economic Commission: May 2026 - Modena, Italy

Weather Report

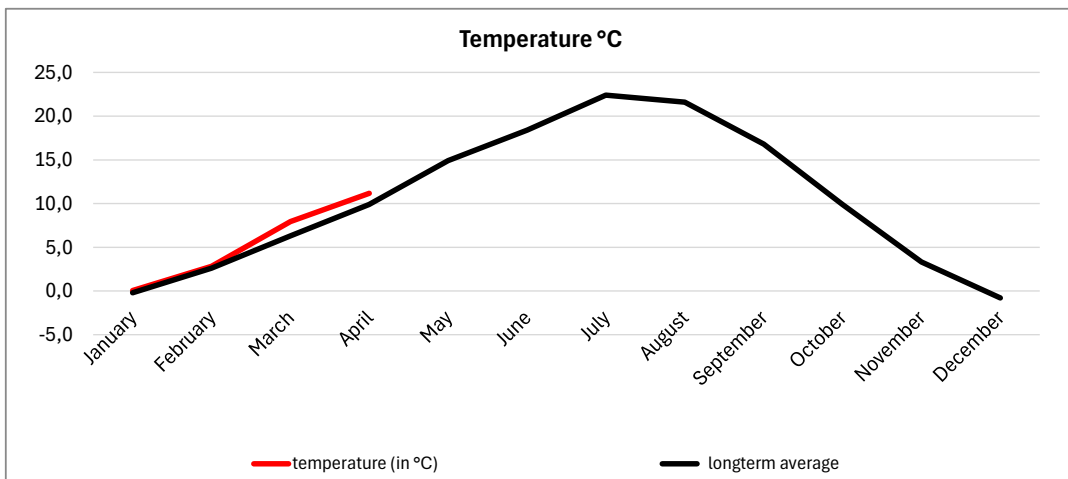
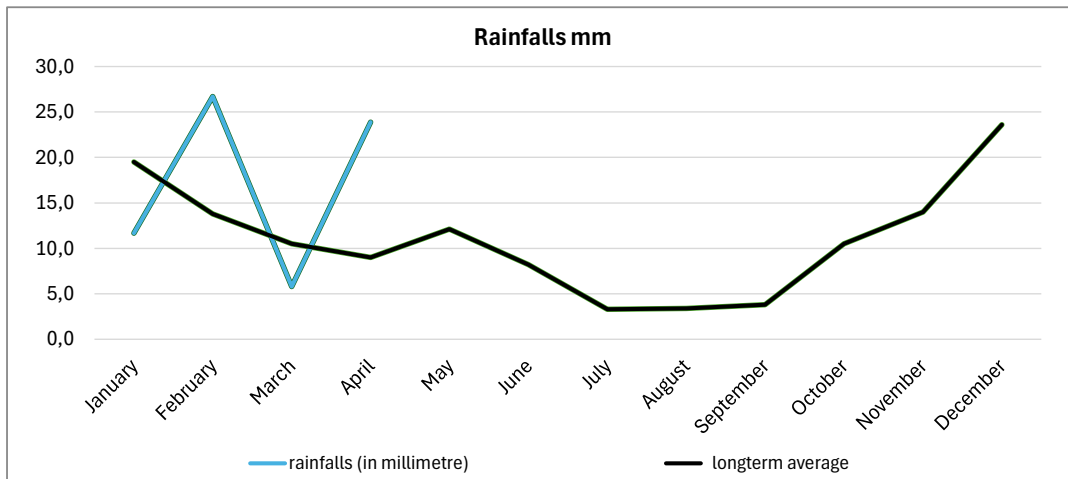
Country:  
**USA**

period*	January	February	March	April	May	June	July	August	September	October	November	December	TOTAL
<b>rainfalls (in millimetre)</b>	<b>11,7</b>	<b>26,7</b>	<b>5,8</b>	<b>23,9</b>									<b>68,1</b>
longterm average	19,5	13,8	10,5	9,0	12,1	8,2	3,3	3,4	3,8	10,5	14,0	23,6	131,7
<b>temperature (in °C)</b>	<b>0,1</b>	<b>2,8</b>	<b>8,0</b>	<b>11,2</b>									<b>5,5</b>
longterm average	-0,2	2,6	6,3	9,9	14,9	18,4	22,4	21,6	16,8	9,9	3,3	-0,8	10,4

\* please specify - 10, 30 years, ...

Note:

Weather station:



Country, Date:  
V.26

Member Organization(s):  
Hop Growers of America

# International Hop Growers' Convention

IHGC-Economic Commission: May 2026 - Modena, Italy

Country: <b>USA</b>
------------------------

**NOTES:**